

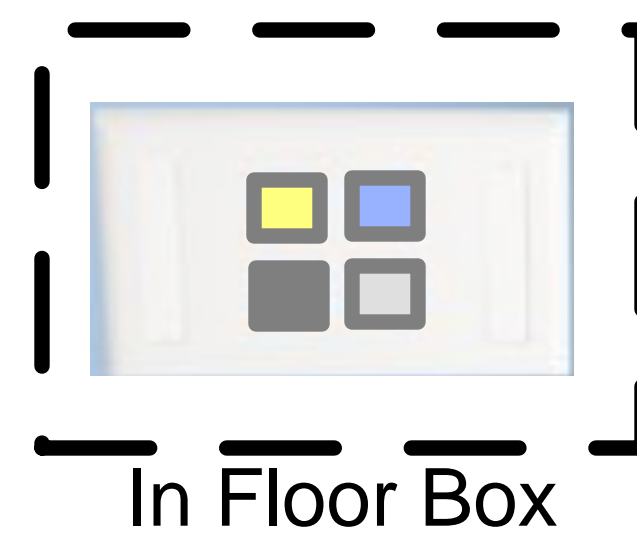
In Media Cabinet

MtSAC Technology Standards For: Classrooms

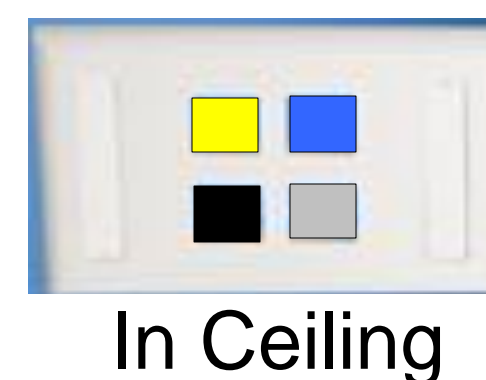
(Note: These are minimum standards and do NOT encompass all possibilities)

In addition reference Drawing AV-1 (Ceiling Mount Audio Visual)


One Standard Network Drop** on each wall and one in the ceiling at the projector position – Phone Jack on Door Wall – Network drop in floor box (or on the wall when appropriate) at the instructors position.



Assumes this is the Instructors Position and that a podium/lecturn of some sort is here





Cables & MiniCom module(s) are color coded
Blue, Grey,
Yellow, & Black




**A standard “Network Drop” consists of three color coded cables, (1) blue, (1) Gray, and (1) Yellow. The forth space is normally filled with a blank.

Where a fourth cable is indicated it should be black




MtSAC Technology Standards For: Standard Office Space Up to 150 sq feet

One Network Drop** on each of two opposing walls, not the Door wall




Cables & MiniCom
module(s) are color
coded
Blue, Grey,
Yellow, & Black



**A standard "Network Drop"
consists of three color coded
cables, (1) blue, (1) gray, and
(1) yellow. The fourth space is
normally filled with a blank.

Where a fourth cable is
indicated it should be black



MtSAC Technology Standards

For:



Large Office\Small Conference Room

Over 150 sq feet

One Standard Network Drop** on each of three walls, not the Door wall

If AV is indicated for Conference Room reference AV-2 (mobile AV)

Cables & MiniCom
module(s) are color coded
Blue, Grey,
Yellow, & Black



**A standard "Network Drop"
consists of three color coded
cables, (1) blue, (1) Gray, and
(1) Yellow. The forth space is
normally filled with a blank.

Where a fourth cable is
indicated it should be black

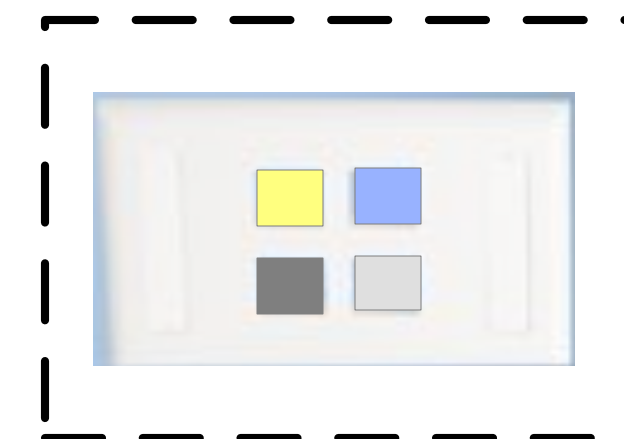

MtSAC Technology Standards

For:


Conference Room Space

If AV is indicated reference Drawing AV-1 (Ceiling Mount) or AV-2 (mobile AV)

One Standard Network Drop** on opposing walls, one in the ceiling at the projector position, and one in a floor box under the conference table




In Floor Box



In Ceiling

Cables & MiniCom
module(s) are color coded
Blue, Grey,
Yellow, & Black



**A standard "Network Drop" consists of three color coded cables, (1) blue, (1) Gray, and (1) Yellow. The fourth space is normally filled with a blank.

Where a fourth cable is indicated it should be black


MtSAC Technology Standards For:

“Other” Space


Spaces defined as other than just storage that may at times be occupied by people - or spaces defined as storage that are over 150 sq ft)

One Network Drop** on each of two opposing walls, not the Door wall – Phone jack on door wall

Reference Specifications page for specific part numbers




Cables & MiniCom
module(s) are color
coded
Blue, Grey,
Yellow, & Black



**A standard “Network Drop” consists of three color coded cables, (1) blue, (1) gray, and (1) yellow. The fourth space is normally filled with a blank.

Where a fourth cable is indicated it should be black




MtSAC Technology Standards For:

BDF/IDF Rack Elevations

Reference Specifications page for specific part numbers not included here


Chatsworth Horizontal Cable Mgmt 30130-719



Panduit Frame Patch Panel CPP48WBL



Chatsworth Horizontal Cable Mgmt 30130-719



Panduit Frame Patch Panel CPP48WBL

Chatsworth Horizontal Cable Mgmt 30130-719

Chatsworth Vertical Cable Mgmt - 4.4" 30091-703

If Additional Patch Panels Are Needed Add Them To The Outside Racks – Leave the Center Rack Open For Equipment

Wiremold CabinetMate Power Strip 7011ULB (Mount on rear of Rack)

Chatsworth 7' Standard Rack 55053-703

Chatsworth Horizontal Cable Mgmt 30130-719



Corning LanScape Rack Mount Encl. CCH-02U



Chatsworth Horizontal Cable Mgmt 30130-719



Panduit 48 Port Patch Panel



Chatsworth Horizontal Cable Mgmt 30130-719


Between Racks

Chatsworth Vertical Cable Mgmt - 10" - 30093-703

Wiremold CabinetMate Power Strip 7011ULB (Mount on rear of Rack)

Chatsworth 7' Standard Rack 55053-703


Chatsworth Horizontal Cable Mgmt 30130-719



Panduit Frame Patch Panel CPP48WBL



Chatsworth Horizontal Cable Mgmt 30130-719



Panduit Frame Patch Panel CPP48WBL



Chatsworth Horizontal Cable Mgmt 30130-719

Between Racks

Chatsworth Vertical Cable Mgmt - 10" - 30093-703

Wiremold CabinetMate Power Strip 7011ULB (Mount on rear of Rack)

Chatsworth 7' Standard Rack 55053-703

Labeling for the communication ports needs to be consistent with Campus Standard which goes as follows:

COMM RM - RACK - PANEL - PORT
 Where COMM RM = numeric
 RACK - alphabetic (**Near Wall = A**)
 PANEL - numeric (Top to Bottom)
 PORT - numeric (1 to 48)

So for example, in communication room 2 port 10 of panel 3 on the second rack would be: 2B03-10

Campus IT staff will designate communications room numbers but essentially Comm Room 1 would be on the first floor, Comm Room 2 on the second, etc.

Electrical Needs
 (1) 30-amp 208 circuit with NEMA L6-30 outlet
 (1) 20-amp 110 circuit
 (PER RACK)

Minimum Room Size

10' x 12'

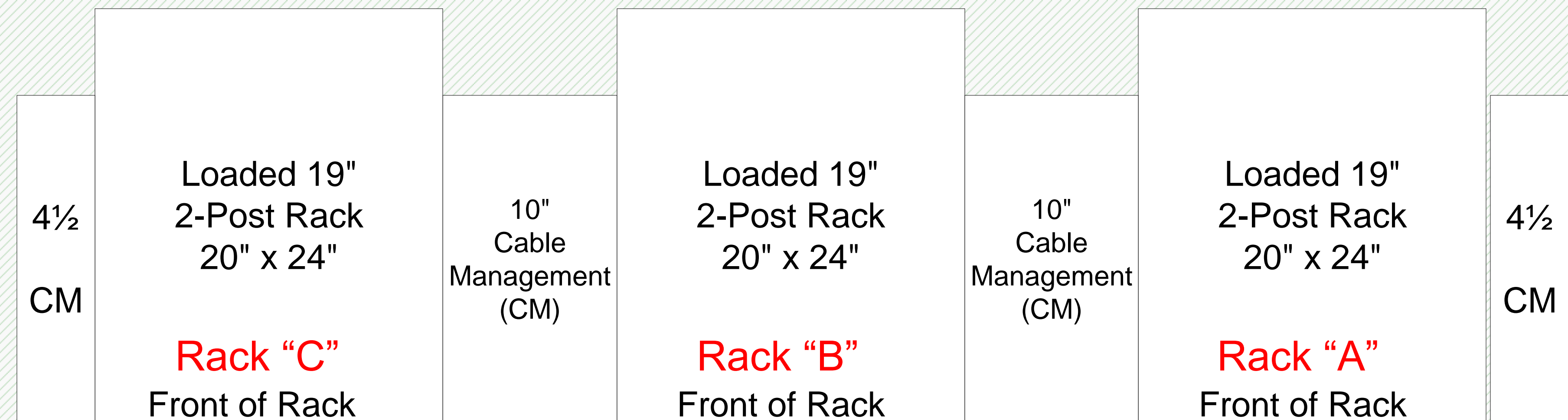
(Allows for preferred ADA Clearance of 42")

MtSAC Technology Standards For: BDF/IDF Room Layout

Minimum Room Size

8 ½' x 10 ½'

(Allows for Min ADA Clearance of 36")



BDF/IDF Room Size

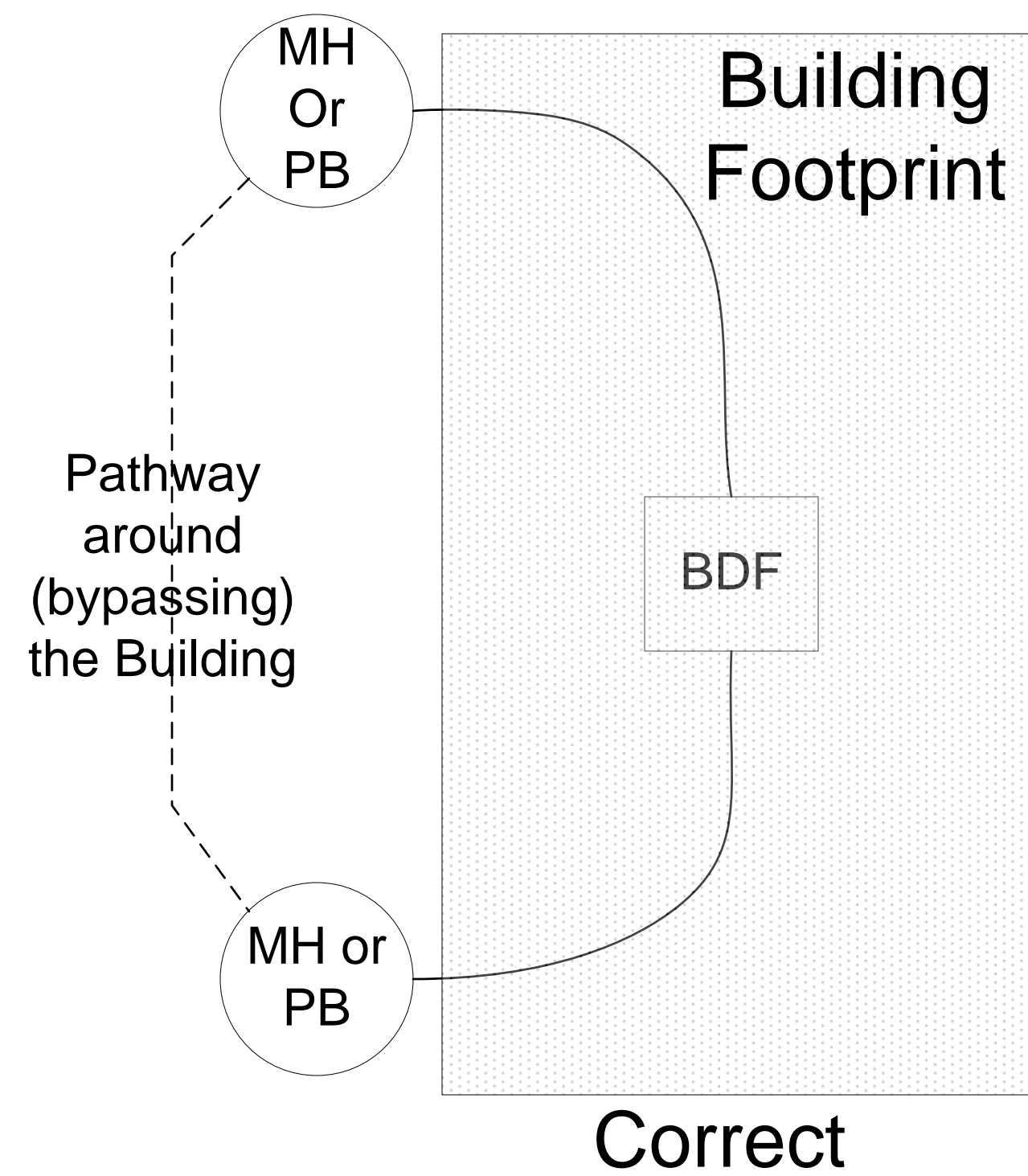
Shall be a minimum of 120 sq ft and arranged in such a way as to enable (3) fully loaded 19" 2-post racks with cable management as shown in a single row with a minimum ADA clearance of 36" on all three sides. Forty two inches of clearance is preferred.

BDF/IDF Locations Campus IT

prefers there be at least one BDF/IDF per floor per building however even if that is not possible:

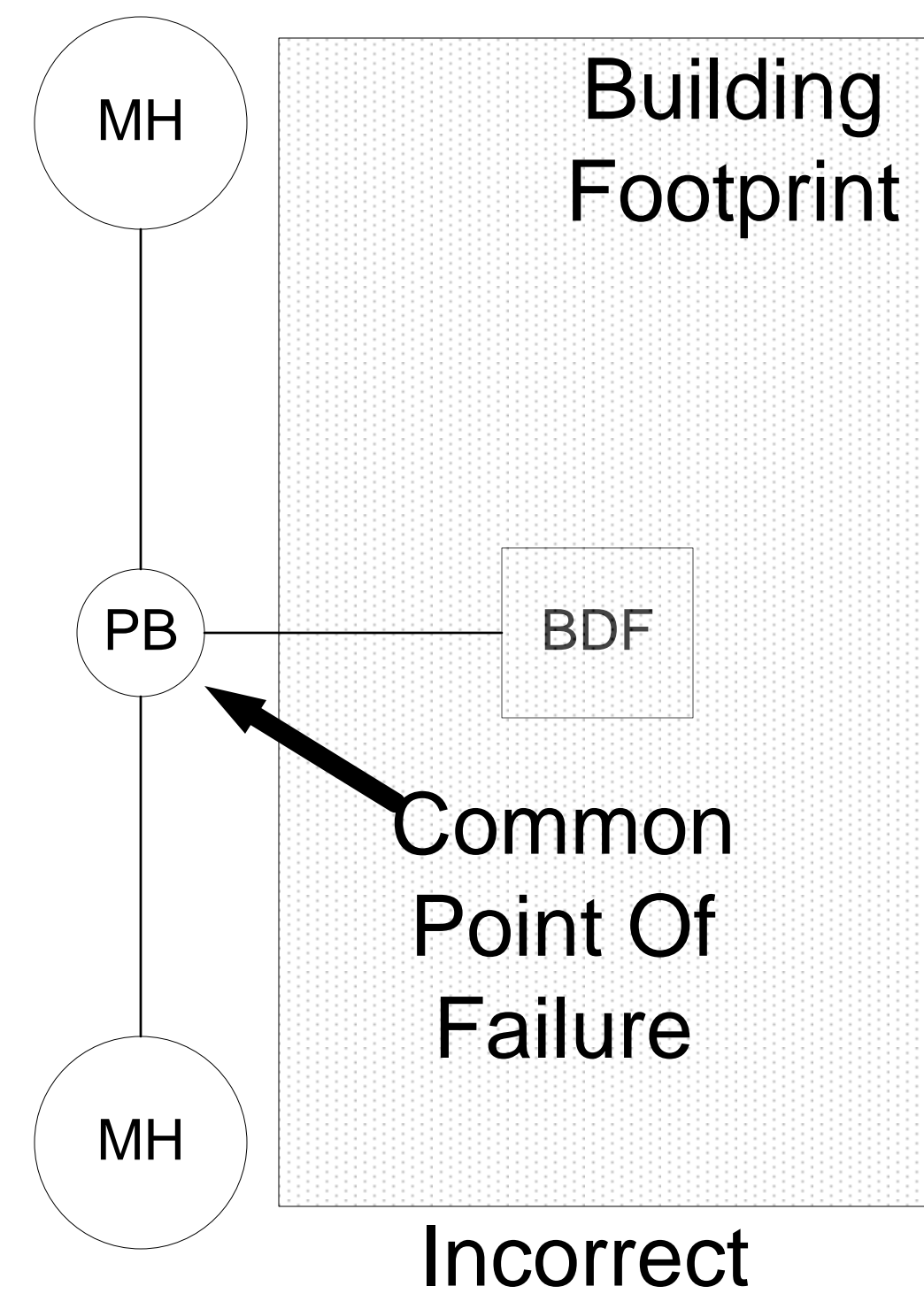
NO POINT in any Building should be more than 250 feet from a BDF or IDF

MtSAC Technology Standards For: Building Infrastructure Pathways



There Should be Two Separate and Distinct Exterior Data pathways -

One in and one out of a building.



Exterior Pathways consist of (4) 4" conduits

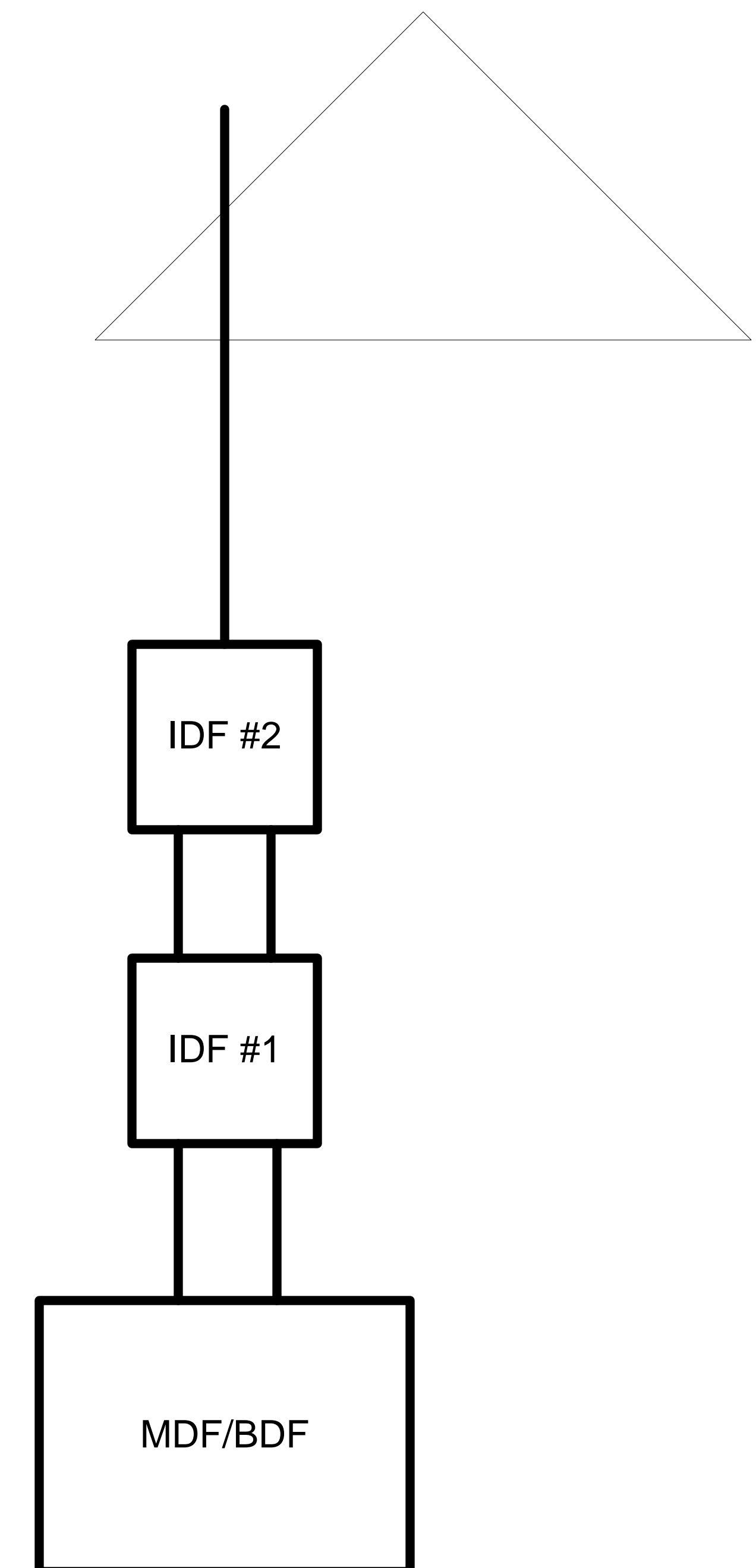
They should not share a single point of failure outside the building.

There should also be pathway in place to go around the building. In most places this already exists but should be verified as part of the design phase

Roof Penetration

A single 4" conduit is required from one of the buildings' IDFs to penetrate through the roof, **preferably at the highest point**, for data connectivity.

All Building Communications rooms should be interconnected with (2) 4" conduits. These should be populated with building appropriate sized fiber and copper pairs. (Check with Campus IT for appropriate sizing/cable counts.)



MtSAC Technology Standards For: Specifications Detail

RACK COMPONENTS

Chatsworth 7' Standard Rack 55053-703
Chatsworth Vertical Cable Mgmt - 10" 30093-703
Chatsworth Vertical Cable Mgmt - 6" 30092-703
Chatsworth Vertical Cable Mgmt - 4.4" 30091-703
Chatsworth Horizontal Cable Mgmt 30130-719
Wiremold CabinetMate Power Strip 7011ULBD

CATEGORY 6 COMPONENTS

Belden Datatwist Cable - Blue 7882A-006
Belden Datatwist Cable - Gray 7882A-008
Belden Datatwist Cable - Yellow 7882A-004
Belden Datatwist Cable - Black 7882A-010
Belden Datatwist Cable - Green 7882A-005
Belden Datatwist Cable - Orange 7882A-003
Belden Datatwist Cable - Red 7882A-002
Panduit CAT6 Jack - Blue CJ688 TG BU
Panduit CAT6 Jack - Gray CJ688 TG IG
Panduit CAT6 Jack - Yellow CJ688 TG YL
Panduit CAT6 Jack - Black CJ688 TG BL
Panduit CAT6 Jack - Green CJ688 TG GR
Panduit CAT6 Jack - Orange CJ688 TG OR
Panduit CAT6 Jack - Red CJ688 TG RD
Panduit Faceplate - 1 Outlet CFP1EIG
Panduit Faceplate - 3 Outlet CFP13IG
Panduit Faceplate - 4 Outlet CFP14IG

Panduit Frame Patch Panel CPP48WBLY

FIBER OPTIC COMPONENTS

Corning Fiber Panel - MM (6-Strands) CCH-CP06-91
Corning Fiber Panel - MM (12-Strands) CCH-CP12-91
Unicam SC/MM Connectors 95-000-41
Corning Fiber Panel - SM (6-Strands) CCH-CP06-59
Corning Fiber Panel - SM (12-Strands) CCH-CP12-59
Unicam SC/SM Connectors 95-200-41
Corning LanScape Rack Mount Encl. CCH-02U

TELEPHONE COPPER COMPONENTS

Panduit 48 Port Patch Panel DP48584TV25
Siemons Split 66 Blocks S66-M1-50
Mohawk Riser Rated ARMM Cable