

**MT. SAN ANTONIO COLLEGE**

Pre-Arrival Handbook

# FOR F-1 VISA STUDENTS



---

PREPARED AND PRESENTED BY  
INTERNATIONAL STUDENT PROGRAM



# CONTENT

WELCOME MESSAGE.....	03
GETTING STARTED: NEW F-1 STUDENTS OUTSIDE THE U.S.....	04
CHECKLIST .....	08
GETTING STARTED: CHANGE OF STATUS/TRANSER.....	09
GETTING STARTED: CANADIAN CITIZENS.....	11
TRANSPORTATION.....	14
HOUSING.....	17
ORIENTATION.....	19
HEALTH INSURANCE PLAN BENEFIT.....	21
CAMPUS MAP.....	22
MEET OUR TEAM.....	23

---

# WELCOME TO MT. SAC

Welcome to the United States, and welcome to Mt. San Antonio College! You have made a great decision to come to Mt. SAC. We are excited to have you on campus and hope that your time here will be enriching, both academically and personally.



Mt. SAC is the first college of choice for many of our students and their parents. We consistently produce superstars in academics, athletics, performing arts, and professional disciplines - all of which has earned us the reputation of "College of Champions." Mt. SAC offers a diverse cultural environment that makes students feel like they belong.

We also have a lively and growing international student population with a majority of participants coming from Taiwan, South Korea, Indonesia, and China. You will find that the college provides many outstanding services and resources especially for you.

The international students program provides:

- Designated School Officials (DSOs) to help you manage your F-1 student status;
- International academic counselors to guide you through your educational program
- Cultural activities and events that introduce you to the LA area and help you meet new friends.

We will keep you up to date on immigrant news, workshop announcements and special events, so be sure to keep your local contact information current on your Mt. SAC portal at:

**<https://inside.mtsac.edu/>**

May this be the start of an unforgettable new chapter in your life!

---

# GETTING STARTED:

## NEW F-1 STUDENTS OUTSIDE THE U.S.

CAREFULLY REVIEW YOUR I-20 IMMEDIATELY AFTER RECEIPT: THE INFORMATION IN YOUR PASSPORT SHOULD MATCH THE INFORMATION ON YOUR I-20.

### STEP 1: Apply for an F-1 Visa

Now that you have been admitted to Mt. SAC, you will need to apply for an F-1 student visa at your nearest U.S. Embassy or Consulate (<https://www.usembassy.gov/>).

On the next page there is a general checklist for an F-1 visa application. Please be aware that the requirements may vary. Check with your U.S. Embassy or Consulate for specific details.



---

# GETTING STARTED:

## NEW F-1 STUDENTS OUTSIDE THE U.S.

### Items to take to the Embassy or Consulate for your visa interview:

- Evidence of financial support for the period of time and amount indicated on the I-20 form
- Your acceptance letter from Mt. SAC
- A Passport (valid for at least six months)
- Evidence of English proficiency
- Proof that you have a permanent residence outside the U.S.
- An Online Non-immigrant Visa Application, Form DS-160. You must:
  - 1. complete the online visa application at <https://ceac.state.gov/genniv/>
  - 2. **print the application barcode page** to bring to your interview
- One 2"x2" photograph. See <https://travel.state.gov/content/visas/en/general/photos.html>
- The "**SEVIS I-901 Fee**" receipt (if applicable). If you do not currently have F-1 visa status, then you will be required to pay the fee. For more information, visit: <https://www.ice.gov/sevis/i901>
- Evidence supporting your non-immigrant intent. You must establish that you have no intention of staying in the U.S. permanently, but are coming here for a temporary purpose, i.e., to pursue your educational objective. These ties can be possessions, employment, or social family relationships that bind you to your country of residence. Some examples of relevant ties in foreign countries are a job, a house, social and family relationships, or a bank account. Consular officers are aware that ties differ from person to person.

---

# GETTING STARTED:

## NEW F-1 STUDENTS OUTSIDE THE U.S.

### **Making Your Appointment at the U.S. Embassy/Consulate**

To make an appointment at a U.S. Consulate visit [www.usembassy.gov](http://www.usembassy.gov) please note that processing does not include possible wait times for security clearances so make your appointment well in advance.

Information on visa wait times is available at:

<https://travel.state.gov/content/visas/en/general/wait-times.html/>

Before your interview we recommend you prepare by reading the following:

- *"Applying for a Student or Exchange Visitor Visa"* at [www.educationusa.info/pages/students/visa.php](http://www.educationusa.info/pages/students/visa.php)
- *"See you in the USA"* at [www.america.gov/publications/ejournalusa/0905.html](http://www.america.gov/publications/ejournalusa/0905.html)
- *"Ten Points to Remember When Applying for a Nonimmigrant Visa"* at [www.nafsa.org/resourcelibrary/default.aspx?is=8643](http://www.nafsa.org/resourcelibrary/default.aspx?is=8643)

**\*\* If you are approved, the consular officer will place an F-1 visa in your passport. \*\***

---

# GETTING STARTED:

## NEW F-1 STUDENTS OUTSIDE THE U.S.

### STEP 2: Travel to the U.S

After obtaining the F-1 student visa, arrange travel to the United States. Please keep in mind that students cannot enter the U.S. earlier than 30 days before the program start date on the I-20.

Upon arrival to the U.S. students must present the following documents to the inspecting officer:

- Passport (valid for at least six months)
- F-1 Visa
- Financial Documents
- I-20
- SEVIS Fee Receipt

For more information on what to expect upon arrival to the U.S., please see: [http://www.ice.gov/sevis/factsheet/100104ent\\_stdnt\\_fs.htm](http://www.ice.gov/sevis/factsheet/100104ent_stdnt_fs.htm).

### STEP 3: Report to Mt.San Antonio College

You must report to your Designated School Official (DSO) at Mt. San Antonio College within 30 days of the program start date on your I-20. Please visit the Admission & Records Office with the following documents:

- Passport
- F-1 Visa
- I-94
- I-20 (stamped by immigration)
- Current U.S. Address and Telephone Number



---

# CHECKLIST - PREPARE AHEAD!

- Arrange your travel to the U.S. to arrive early enough for orientation. Note that F-1 visa holders cannot enter the U.S. earlier than 30 days before the start date of the I-20 form. *You must arrive at Mt. SAC by the program start date on the I-20 form.*
- Pay your I-901 SEVIS fee and print your receipt for payment. Instructions are included in this packet.
- Required Documents for U.S. Customs and Border Protection Officer:
  - Passport (valid for at least 6 months into the future)
  - Original for of I-20
  - Evidence of financial resources
  - Letter of acceptance issued by Mt. SAC
- Map out the area where you intend to live.
- Arrange your transportation from the airport to your hotel/home stay/apartment.
- Secure housing accommodations either through home stay options, apartment/ house rental. hotel, or room rental.
- Figure out how much money you will need for tuition, fees, and living costs. Plan how to get money from home while you are in the U.S.
- Plan your transportation to and from Mt. SAC for classes.
- Do you have extra household medicines., contact lenses, or glasses to bring?
- Write down your emergency contacts with phone numbers and addresses to bring with you
- Do you have an additional official copies of transcripts from colleges or universities previously attended? *If you are planning to transfer your units from other institutions to Mt. SAC or challenge any pre-course requirements, you will need to show proof of your transcripts translated in English. Course descriptions and outlines are also required.*



---

# GETTING STARTED:

## **PROSPECTIVE STUDENTS ALREADY IN THE U.S.**

### **Currently in status other than F-1**

Students who do not plan to leave the U.S. before beginning studies at Mt. SAC, and are currently in an immigration status other than F-1 are required to change status by application to U.S. Citizenship and Immigration Services (USCIS). In general, non-immigrants who are maintaining lawful status may apply for a change of status to F-1. Please consult an International Student Program Adviser if you have questions or concerns or to review your application before submitting it to USCIS. The form and instructions can be found at:

<https://www.uscis.gov/i-539>

It is important to note that with a change of status application, a change of status from B-1 or B-2 visitor status may be very difficult unless the B-1 or B-2 entry visa was issued with the notation "prospective student". B-1/B-2 statuses are prohibited from enrolling in classes until the change of status to F-1 has been approved. F-2 individuals can enroll in classes part-time before they are approved for F-1 status.

### **Continuing Mt.SAC students pursuing additional program**

If you are completing one program at Mt. SAC and are pursuing an additional degree or program, DHS must be notified. The ISP office will need to issue you a new I-20 for the new program within 60 days of the completion date on your current I-20.

---

# GETTING STARTED:

## **PROSPECTIVE STUDENTS ALREADY IN THE U.S.**

### **Currently in F-1 status at another institution and transferring to Mt.Sac**

Students enrolled in another U.S. institution under F-1 immigration status who are enrolling at Mt. SAC must complete a process in which the Department of Homeland Security (DHS) is notified of this change. The transfer procedure begins with your current school "releasing" your SEVIS record to Mt. SAC and qualifying for a Mt. SAC I-20, and is NOT complete until you report to the ISP within 15 days of the program start date on your I-20. Please refer to the F-1 transfer procedures included.

### **Transfer your SEVIS Record**

Contact your school, and request to have your SEVIS record transferred at the end of your school's term/session. Mt. SAC's SEVIS school code is LOS214F00316000. You must maintain your F1 status with your school before transferring to Mt. SAC. Do not transfer your SEVIS record if it is "Terminated" or "Completed."

### **Students Accompanied by Dependents**

If your dependents, spouse or unmarried child(ren) under 21 years of age, will accompany you to the U.S. or join you shortly after your arrival, you will need to provide the ISP with additional documentation showing your sufficient funding to meet your dependents' expenses which they will use to apply for the F-2 visa. You may request an I-20 for your dependents any time during your studies at Mt. SAC

---

# GETTING STARTED:

## CANADIAN CITIZENS

### **STEP 1: Travel to the U.S**

Canadian citizens do not need to obtain an F-1 visa to study in the U.S. However, you will be required to pay the SEVIS fee. Please keep in mind that students cannot enter the U.S earlier than 30 days before the program start date of the I-20. Upon arrival to the U.S., students must present the following documents to the inspecting officer:

- Passport
- I-20 (Don't forget to sign your name on item 11 of Form I-20.)
- SEVIS Fee Receipt  
(<https://www.fmjfee.com/index.jhtml>)
- Evidence of Financial Support
- Evidence of Non-immigrant Intent

Be sure to ask the immigration inspector to stamp your I-94 card and I-20 with "F-1 D/S (Duration of Status)" so that you'll have F-1 status. If you are admitted to the U.S. without an I-94 indicating D/S or Duration of Status, you will be considered a 'tourist' and therefore prohibited from studying. It is important that you tell the Immigration Officer that you will be a STUDENT.

### **STEP 2: Report to Mt.San Antonio College**

You must report to your Designated School Official (DSO) at Mt. San Antonio College within 30 days of the program start date on your I-20. Please visit the Admission & Records Office with the following documents:

- Passport, I-94, and I-20 (stamped by immigration)
- Current U.S. Address and Telephone Number

---

# GETTING STARTED:

## IMPORTANT INFORMATION FOR INCOMING STUDENTS

**The United States Offices of Immigration and Customs Enforcement (USICE) require that all international students pay the I-901 SEVIS Fee of \$350 for the F-1 Visa.**

Please follow these directions at least 4-5 days before you go to the U.S. Consulate for your interview:

1. Go to the website at: [www.FMjfee.com](http://www.FMjfee.com)
2. Read the directions.
3. Form I-901 must be completed online.
4. Submit payment by using a credit card or read alternate instructions for paying by mail.
5. Print the confirmation of payment/receipt from the FMJFEE website.
6. The payment confirmation can be printed anytime at "Check I-901 Status/ Print Payment Confirmation" after entering your SEVIS ID, Last Name, and Date of Birth.
7. Take receipt of SEVIS payment with your passport your I-20, and your financial documents to the consulate for the interview.

**NOTE:** If you do not pay the I-901 fee you will not be able to complete the interview at the embassy/consulate.

# GETTING STARTED:

## IMMUNIZATION / SHOT INFORMATION

You will need to be vaccinated for Tuberculous (TB) prior to the start of classes. We recommend that you get vaccinated for mumps and rubella before coming to the U.S. Hepatitis B and Meningitis vaccines are also strongly recommended.

## HEALTH INSURANCE

United States Citizenship and Immigration Service (USCIS) requires all international students to maintain **mandatory medical insurance for the duration of their students**. Mt. SAC has contracted student insurance specifically for the needs of our international students. The cost is \$507.50 per SIX Months. Those students beginning courses in Summer, the initial cost is \$169.17. Upon course registration, an Insurance Fee of \$507.50 will appear on your tuition billing statement. The insurance has no deductible and, in many cases, *may* cover 100% of expenses following satisfaction of any applicable co-payment. **\*See page 20 for coverage.**

Eligibility or Claims Questions? call 800.407.0620

Administered by WebTPA

This card is not a guarantee of benefits.

**MOUNT SAN ANTONIO COLLEGE**  
Group #: 057036SH01  
Member: STUDENT NAME  
Member #: 001234567-01

First Health Network  
800.226.5116 or visit [www.myfirsthealth.com](http://www.myfirsthealth.com)

southernscripts  
RX Bin: 015433  
RX PCN: SSN  
RX Group: 057036SH01  
RX Member #: 057036SH01003021809  
800.710.9341 or visit [www.southernscripts.net](http://www.southernscripts.net)  
For pharmacy claims use the Rx Member # shown above.

To Customer Service, eligibility and benefits:  
Call WebTPA:  
800.407.0620 or  
[www.webtpa.com](http://www.webtpa.com)

All providers, submit claims to: WebTPA  
P.O. Box 2415  
Grapevine, TX  
76099-2415  
WebMD/Envoy: Payor ID #75261

MEDICAL

MultiPlan.  
Complementary Network  
To find a MultiPlan provider call 888.342.7427 or visit [www.multiplan.com/ISHMPI](http://www.multiplan.com/ISHMPI).

08/01/2019

---

# TRANSPORTATION

## AFTER YOU ARRIVE IN THE U.S.

### Ground Transportation from LAX

Upon arrival to the U.S., if you need transportation from the airport you can catch a Lyft or Uber (average cost \$17-\$20: download the APP to your cellphone first) on the departure level of the Los Angeles Airport (LAX) or take a taxi which can be found outside of the arrival level. There are also airport shuttles available:

Super Shuttle	<a href="http://www.supershuttle.com/htm/cities/lax.htm">www.supershuttle.com/htm/cities/lax.htm</a>	(310) 782-6600
Prime Time Shuttle	<a href="http://www.primetimeshuttle.com/SoCal.htm">www.primetimeshuttle.com/SoCal.htm</a>	1-800-733-8267
Xpress Shuttle	<a href="http://www.xpressshuttle.com/los_angeles.htm">www.xpressshuttle.com/los_angeles.htm</a>	(310) 323-7222

### Local Bus Transportation

---

Foothill Transit	<a href="http://www.foothilltransit.org">www.foothilltransit.org</a>	(626) 967-3147
------------------	--	----------------

### Car Rentals

---

Alamo	<a href="http://www.alamo.com">www.alamo.com</a>	Dollar	<a href="http://www.dollar.com">www.dollar.com</a>
Avis	<a href="http://www.avis.com">www.avis.com</a>	Enterprise	<a href="http://www.enterprise.com">www.enterprise.com</a>
Budget	<a href="http://www.budget.com">www.budget.com</a>	Hertz	<a href="http://www.hertz.com">www.hertz.com</a>

### Directions to Mt. SAC from Los Angeles Airport (LAX)

1. Get on I-105 from Sepulveda Blvd
2. Follow I-105 E, I-605 N and I-10 E to S Grand Ave in West Covina. Take exit 38A from I-10 E
3. Continue on S Grand Ave. Drive to W Temple Ave in Walnut

---

# TRANSPORTATION

**No car? No problem! Los Angeles is a huge city, which is why going anywhere outside of your neighborhood might seem a bit daunting. Don't fret there are several ways to get around this giant city if you don't have a car, or if you simply don't feel comfortable driving in certain parts of LA.**

Carpool with a friend: Many students attending Mt. San Antonio College have cars. Don't be shy to ask for a lift from one of your peers.

Take a taxi: Taxis in Los Angeles tend to be more expensive than other options, though are sometimes necessary in the event that you cannot access other modes of transportation or in cases of emergency.

Rideshare (Lyft, Uber, Sidecar): Rideshare apps tend to be cheaper than conventional taxis and are a convenient and safe option for smartphone users as cash is not required – the app store charges each ride to your credit card.

Take a bus or subway: Los Angeles has an extremely efficient public transportation system. Always remember to plan your route and check operating hours ahead of time.

## HELPFUL LINKS

Foothill Transit - <http://foothilltransit.org/>

Metrolink - <https://www.metrolinktrains.com>

LA Metro - <https://www.metro.net/>

Uber ride - <https://www.uber.com/ride/>

Lyft ride - <https://www.lyft.com/rider>

Sidecar - <https://www.side.cr/>



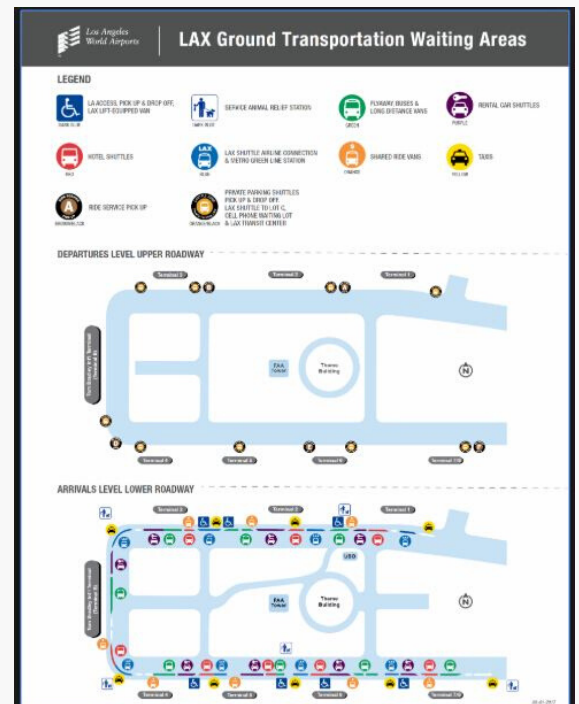


# TRANSPORTATION

## AIRPORT GROUND TRANSPORTATION

### LOS ANGELES INTERNATIONAL AIRPORT (LAX)

When you arrive at Los Angeles International Airport (LAX), you can take a shared ride van directly to Mt. SAC College or any location in Los Angeles. Shared ride vans are located at the designated ground transportation areas just outside baggage claim areas. Each van will have a sign on it indicating its destination. The cost is approximately \$15 - \$35 for transportation from LAX to any specified locations in LA with an optional tip recommended for the driver.



### ONTARIO INTERNATIONAL AIRPORT (ONT)

Alternatively, students can choose to arrive at Ontario International Airport instead of LAX if more convenient. Public transportation is available at ONT.

# HOUSING

There are Homestay options, which offer students a unique opportunity to live with a family while studying at school. Mt. SAC does not endorse any of the listings.

**HOMESTAY: Students can go to the UCE website to view available options and fill out the application.**

- Website: <http://www.mtsac.edu/housing>
- Phone number: +1 (909) 946-6138

**Students can also live in off campus apartments at the Cal Poly Village Apartments**

LOCAL HOTELS AND MOTELS:

Best Western West Covina:

- 2 Bed Room \$95 (est. per night)
- 3275 E Garvey Ave N, West Covina, CA, 91791
- Website: <http://www.bestwestern.com>
- Phone number: +1 (626) 915-1611

Hampton Inn West Covina:

- 2Bed Room \$105 (est. per night)
- 3145 E Garvey Ave N, West Covina, CA, 91791
- Website: <http://www.hamptonin.com>
- Phone number: +1 (833) 963-0965

Cal Poly Village Apartments:

Mt. SAC students are able to live on campus at Cal Poly Pomona

- Website: <https://foundation.cpp.edu/village>
- Phone number: +1 (909) 869-4242
- Campus location: University Village - 3400 Poly Vista - Building 300 - Pomona, CA 91768

---

# ASSESSMENT QUESTIONNAIRE

To help ensure students take the right English, reading, and math courses, the Assessment Center uses an Assessment Questionnaire (AQ) for course placement in English, Reading, and Math. Most students will immediately receive placement results based on their answers to the Assessment Questionnaire. The questions you will answer pertain to high school GPA, English and math courses taken in high school, and grades in those courses. We recommend you refer to your high school transcript to answer the questions accurately. You can only take the Assessment Questionnaire once.

Please go to: [www.mtsac.edu/aq](http://www.mtsac.edu/aq)

## How to take the Assessment Questionnaire (AQ)

1. Login in with your Mt. SAC username and password
2. Answer the questions to the Assessment Questionnaire. It is recommended that you have your high school transcripts when completing the AQ.
3. Check your response for accuracy (Responses to the Assessment Questionnaire will be randomly verified using official transcripts.
4. Submit your responses at the end of the Assessment Questionnaire by clicking on the "Submit" button.

If we requested you to take English Writing Placement Test (EWPT). Tips to help you prepare.

## Test Overview

The English Writing Placement Test is for students whose primary language is not English. It is a test that asks you, the student, to give an example of your best writing. The test measures your writing abilities in order to place you in a writing course where you will experience academic success. At least two professors will be evaluating your paper using these four categories:

- |                         |  |
|-------------------------|--|
| 1. Organization:        | the logical arrangement of ideas           |
| 2. Development:         | sufficient support for your ideas          |
| 3. Language:            | use of vocabulary, grammar and punctuation |
| 4. Reasoning and Ideas: | logical response to the topic              |

## English Writing Placement Test

### Helpful Resources

Websites for Grammar and Writing - Native English Writers:

<http://owl.english.purdue.edu/owl/>

<http://writing.wisc.edu/>

Websites for Grammar and Writing - Non-Native English Writers:

Grammar: ·

<http://www.englishclub.com/grammar/>·

<http://www.englishpage.com/verbpage/verbtenseintro.html>·

<http://web2.uvcs.uvic.ca/courses/elc/studyzone/200/grammar/>·

<http://www.manythings.org/rs/>

[http://www.bbc.co.uk/worldservice/learningenglish/grammar/grammar\\_challenge/index.shtml](http://www.bbc.co.uk/worldservice/learningenglish/grammar/grammar_challenge/index.shtml)·

<http://www.englishpractice.com/>

<http://a4esl.org/q/h/>

<http://www.chompchomp.com/menu.htm>

Writing:·

<http://www.paragraphpunch.com/>·

<http://owl.english.purdue.edu/>

---

# PRIORITY F-1 STUDENT ORIENTATION

**Orientation is mandatory for all F-1 students to attend. F-1 students should choose to attend either the Priority Orientation or Late Arrival Orientation.**

Bring the following items to orientation:

1. Passport with F1 Visa
2. I-20 document
3. Welcome email with your Mt. SAC ID#
4. U.S. home address information
5. Emergency contact information

**What's the difference between the two orientations?**

## PRIORITY ORIENTATION


- Early Class Registration
- Registration Assistance
- Priority Counseling Appointments
- Academic Planning
- Assessment Testing
- Review Assessment Test Results
- Immigration Regulations
- Portal Assistance
- Campus Tour & Resource Fair

## Late Arrival Orientation

- Registration
- Counseling Appointments
- Assessment Testing
- Immigration Regulations
- Campus Tour

**For specific dates and to RSVP for Orientation, go to our website:**

**<https://www.mtsac.edu/international/orientation.html>**



F-1 AND J-1 VISA HOLDERS

# 2020-2021 INTERNATIONAL STUDENT HEALTH PLAN

## Plan Benefits Summary

Mt. San Antonio College



Burke Nelson  
International Account Manager  
(310) 826-5688  
burke@studentinsuranceusa.com

Carry your insurance ID card with you at all times. The Provider Network for this plan is **First Health**.

Additional benefits may be covered. Limitations and exclusions may apply. Please see the Policy for full details of coverage.

For additional information, please visit [www.studentinsuranceusa.com](http://www.studentinsuranceusa.com) or call **(800) 367-5830**.

*Preferred Allowance is referred to as PA in this schedule; Allowable Charges is referred to as AC in this schedule.*

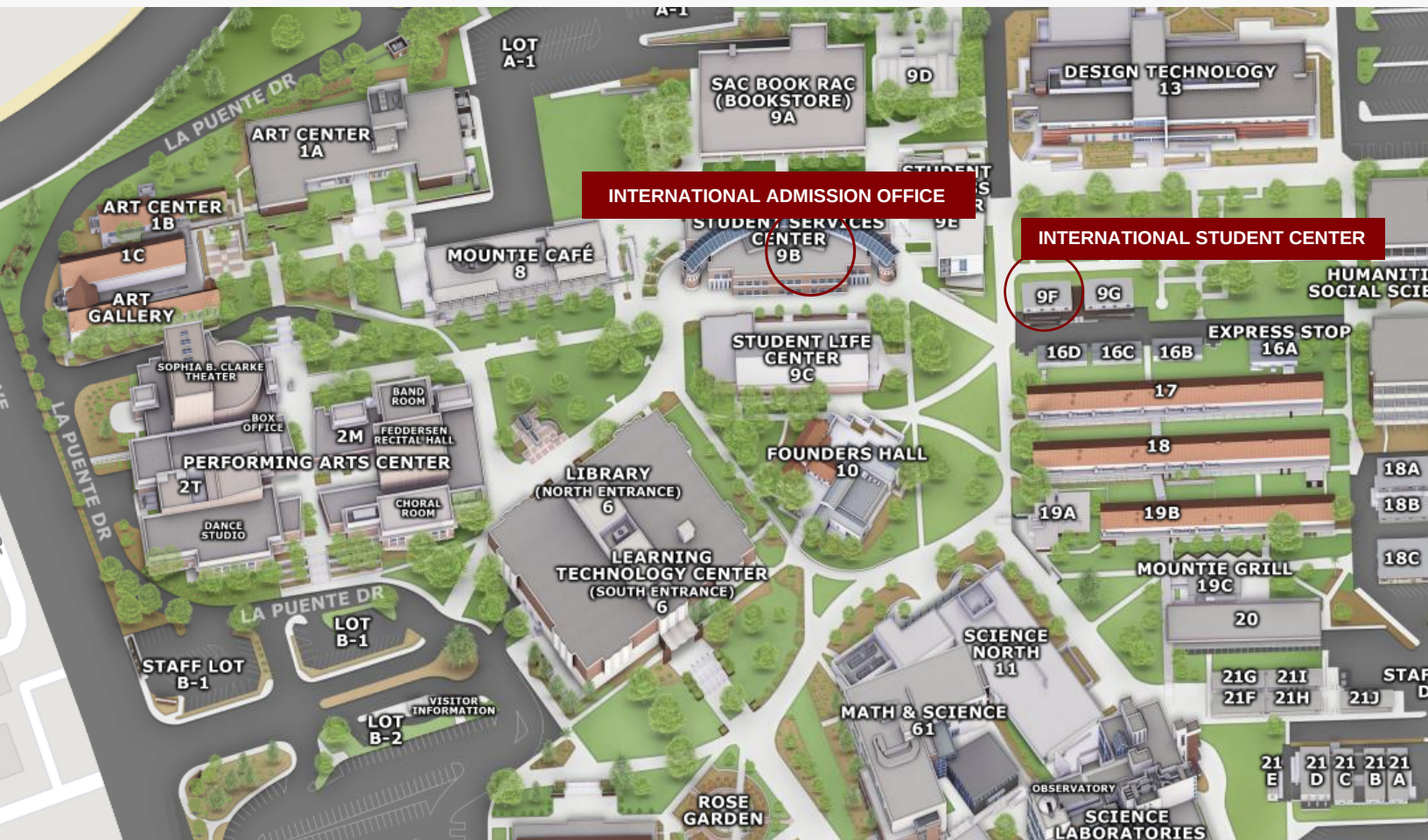
Benefit	In Network	Out of Network
Maximum Benefit Per Policy Year	\$250,000 per Insured Student /\$250,000 per Insured Dependent	
Pre-Existing Condition Benefit ( <i>First 6 Months of Policy</i> )	\$5,000 Maximum	
Deductible ( <i>Per Person, Per Policy Year</i> )	None	None
Student Health Center Copay ( <i>Per Visit</i> )	\$0 for Eligible Benefits	
Outpatient Physician's Visits	100% of PA/ No Copay	80% of AC/ \$35 Copay Per Visit
Urgent Care	100% of PA/ \$20 Copay Per Visit	80% of AC/ \$35 Copay Per Visit
Emergency Room ( <i>Copay Waived if Admitted</i> )	100% of PA/ \$100 Copay Per Visit	80% of AC/ \$100 Copay Per Visit
Hospital Inpatient ( <i>Room &amp; Board, Intensive Care, Hospital Miscellaneous</i> )	100% of PA	80% of AC
Wellness Benefit ( <i>Routine Services, including routine physical exam, health examinations, sports physicals, gynecologic health screenings, and TB tests</i> )	100% of PA up to \$1,000 Maximum	100% of AC up to \$1,000 Maximum
Ambulance ( <i>Air Up to \$10,000 Per Incident; Ground is not subject to \$10,000 Maximum</i> )	100% of PA	80% of AC
Prescription Drugs ( <i>\$10,000 Maximum Benefit Per Policy Year</i> ) <i>Network is Southern Scripts. Prescriptions filled at Student Health Center Paid at 100%</i>	Copays: \$15 Generic/ \$50 Brand/ \$75 Specialty	Not Covered
Psychotherapy/ Mental Illness <i>Inpatient—30 Days Maximum Per Policy Year</i> <i>Outpatient —30 Visits Maximum Per Policy Year</i>	100% of PA 100% of PA/ \$20 Copay Per Visit	80% of AC 80% of AC/ \$35 Copay Per Visit
Alcoholism/ Drug Abuse <i>Inpatient—30 Days Maximum Per Policy Year</i> <i>Outpatient —10 Visits Maximum Per Policy Year</i>	100% of PA 100% of PA/ \$20 Copay Per Visit	80% of AC 80% of AC/ \$35 Copay Per Visit
Outpatient Surgery	100% of PA/ \$50 Copay	80% of AC/ \$70 Copay
Physiotherapy ( <i>20 Visits Maximum Per Policy Year</i> )	100% of PA/ \$20 Copay Per Visit	80% of AC/ \$35 Copay Per Visit
Acupuncture ( <i>\$500 Maximum Per Policy Year</i> )	\$50 Per Visit/ \$20 Copay Per Visit	\$50 Per Visit/ \$35 Copay Per Visit
Chiropractic ( <i>\$500 Maximum Per Policy Year</i> )	\$50 Per Visit/ \$20 Copay Per Visit	\$50 Per Visit/ \$35 Copay Per Visit
Laboratory/ X-Rays/ Tests and Procedures	100% of PA	80% of AC
Consultant/ Specialist	100% of PA/ \$20 Copay Per Visit	80% of AC/ \$35 Copay Per Visit
Dental ( <i>Injury to Natural Teeth Only; Up to \$2,500 Maximum</i> )	100% of PA	80% of AC
Pregnancy/ Complications of Pregnancy	100% of PA	80% of AC
<b>Other Benefits</b>		
Medical Evacuation/ Repatriation*	\$50,000 Limit Per Insured Person, Per Insured Event	
Repatriation of Remains or Burial*	\$50,000 Limit Per Insured Person, Per Insured Event	
Emergency Reunion*	\$5,000 when Hospitalized for more than 3 days	

*\*Services must be paid and arranged by On Call; no claims for reimbursement will be considered. See the On Call Plan Description for full terms and conditions of the services and benefits offered by On Call.*

This document represents an abbreviated overview of your plan of insurance. Terms, conditions, exclusions, and limitations to coverage may apply. For a detailed listing of plan benefits, limitations, and exclusions, please see the Policy. If there are any discrepancies between this document and the Policy, the Policy will govern.



# CAMPUS MAP:



## **PARKING INFORMATION:**

**Pay-per-day lots:** Parking lots A & B offer daily parking for \$4 per day.

**Free short-term parking:** Green curb areas around campus designate free 10- and 30-minute parking areas.

**Metered parking:** Meters are available in certain parking lots on campus for 25¢/15 minutes (with a 4-hour maximum).

**Orientation Parking:** A parking permit will be given to you for orientation days.

---

# MEET OUR TEAM

**OUR INTERNATIONAL STUDENT PROGRAM TEAM MEMBERS ARE THE BEST AT WHAT THEY DO, AND THEY'LL WORK HARD TO MAKE YOUR COLLEGE EXPERIENCE AT MT. SAC VERY REWARDING.**



- Patricia Montoya.....Assistant Director/PDSO**  
**pmontoya@mtsac.edu**
- Lorena Molina.....School Designated Official(DSO)**  
**lmolina@mtsac.edu**
- Martin Escarcega.....School Designated Official(DSO)**  
**mescarcega@mtsac.edu**
- Connie Lee.....School Designated Official(DSO)**  
**klee261@mtsac.edu**
- Raelyn Alvarez.....Administrative Specialist**  
**ralvarez43@mtsac.edu**
- Stephanie Lopez.....Student Services Program Specialist**  
**slopez7@mtsac.edu**
- Allen Wang.....F-1 Counselor**  
**allen.wang@mtsac.edu**



---

# INTERNATIONAL STUDENT PROGRAM

## **CONTACT US:**

The International Student Center is located in Building 9F

## **INTERNATIONAL ADMISSION OFFICE:**

+1 (909) 274-5032

## **GENERAL ADMISSION OFFICE:**

+1 (909) 274-4415

## **EMAIL:**

[www.mtsac.edu/international](http://www.mtsac.edu/international)



**INSTAGRAM**

[instagram.com/mtsac\\_isp](https://www.instagram.com/mtsac_isp)



**FACEBOOK**

[facebook.com/mtsacisp](https://www.facebook.com/mtsacisp)



**TWITTER**

[twitter.com/mtsac\\_isp](https://www.twitter.com/mtsac_isp)



**WE CHAT**

ID: Mt\_SAC



1110 N. Grand Avenue  
Walnut, CA 91789  
[www.mtsac.edu](http://www.mtsac.edu)

