



BANNER WEB SELF SERVICE USER GUIDE FOR ONLINE BUDGET TRANSFERS

Prepared by: FISCAL SERVICES DEPARTMENT

Questions: Melanie Lazo, Ext. 5388
Yvette Shane, Ext. 5539
Marisa Ziegenhohn,
Ext. 6445

budgetrevisions@mtsac.edu

BANNER WEB SELF SERVICE USER GUIDE

FOR

ONLINE BUDGET TRANSFERS

Table of Contents

PART 1	ONLINE BUDGET TRANSFER INTRODUCTION AND GUIDELINES	
	A. Introduction	3
	B. Guidelines for processing a Budget Transfer online	4
	C. Journal Types BD7 and BD8	6
	D. Approval Queues	6
PART 2	CREATING A BUDGET TRANSFER ONLINE	
	A. Single Line Budget Transfers	8
	B. Multiple Line Budget Transfers	17
PART 3	QUERIES – For information only (will be tested FY 14/15)	
	A. Budget Queries	26
	B. View Document	36
	C. View Approval History	39

PART 1 ONLINE BUDGET TRANSFER INTRODUCTION AND GUIDELINES

A. Introduction

Online budget transfers will be available effective September 2014. This feature will allow departments to enter budget transfers online via Banner Web Self Service by logging into <http://myportal.mtsac.edu>.

Please note a budget transfer will NSF (insufficient funds) if there is not adequate budget in the account string (FOAP) to process the budget change even if there are enough funds in the pool level (major object level).

The Queries feature offered as part of Banner Web Self Service will be tested during Fiscal Year 2014-15. Queries can be used to view budgets, view the budget transfer document and view approval history to track who the next approver is for budget transfers. Upon completion of a full year of data, this feature will be tested for accuracy and included as part of the online budget transfer process training.

B. Guidelines for processing a Budget Transfer online

1. Determine whether the budget transfer can be processed **online** or if should be **emailed** to Fiscal Services.

All Budget revisions (Increases/Decreases) will need to be **emailed** to Fiscal Services.

For budget transfers/revisions that need to be emailed: **attach appropriation transfer or budget revision form and all supporting back-up and send to budgetrevisions@mtsac.edu.** Fiscal Services will input these budget transfers/revisions directly in Banner. These documents will automatically route to all individuals set up in the approval queues.

ONLINE BUDGET TRANSFER	EMAIL BUDGET TRANSFER
<p>Accounts within the range:</p> <p>Hourly Non Instructional, Short-Term, Overtime, Supplies, Services, Equipment, and Other Operating Expenses:</p> <p>140000-149999 Hourly Non Instr 230000-249999 Short Term OT 260000-269999 Short Term OT 400000-769999 Supplies/Operating</p>	<p>Accounts within the range:</p> <p>Regular Salaries (Permanent) and Benefits:</p> <p>100000-139999 Regular Salaries 200000-229999 Regular Salaries 250000-259999 Regular Salaries 300000-399999 Benefits</p>
	<p><u>Fund Balance transfers will be processed through a paper form</u> 790000-799999</p>
	<p>Revenues: 800000-899999</p>
	<p>Budget Revisions (Budget Increases and Decreases)</p>
<p>Transfer that includes up to five accounts among the “To” and “From” accounts.</p>	<p>Transfer that includes more than five accounts among the “To” and “From” accounts.</p>

2. Fund Balance transfers (formerly known as Reserves)

All appropriation (budget) transfers from the “**Fund Balance**” (formerly known as Reserves) accounts in the range of **790000-799999 must be processed on a paper transfer form** and cannot be processed using the Banner Web Self Service function. After the

appropriation transfers are approved by the appropriate Budget Managers and President/Vice Presidents, these transfers should be sent to the Associate Vice President of Fiscal Services and Vice President of Administrative Services for final approval.

3. Banner Web Self Service will not allow transfers between **different Fund numbers**. Generally budget transfers between different Fund numbers are incorrect; however, there are a few exceptions. An example is when allocating one-time budget from the Fund Balance in the Unrestricted General Fund (such as, from Fund 11000 to Fund 11900 One-time). If there is a need to transfer between different Fund numbers please email appropriation transfer form to budgetrevisions@mtsac.edu.

4. When transferring From/To a **salary** account in the range of:

140000-149999 Hourly Non Instructional
 230000-249999 Short Term Overtime
 260000-269999 Short Term Overtime

Include the appropriate **activity code**, as follows:

Major Salary Account	Salary Category	Activity Code
11xxxx/13xxxx	CERT INSTR	1100
12xxxx/14xxxx	CERT NON INSTR	1200
21xxxx/23xxxx	CLASS NON INSTR	2100
25xxxx/26xxxx	CLASS NON INSTR	2100
22xxxx/24xxxx	CLASS INSTR	2200

Example: 11000-300000-236000-660000-**2100**

5. Net balance must equal **zero** on all appropriation transfers. Total “From” amount(s) must equal total “To” amount(s).
6. **Do not** use decimals. Process online budget transfers using only whole dollar amounts.

C. Journal Types BD7 and BD8

BD7 Will be used to process Self Service **One-time** Budget Transfers. This type of transfer will not change the Department's Status Quo Budget (in the current budget transfer form they are marked as "one-time").

BD8 Will be used to process Self Service **Ongoing** Budget Transfers. This type of transfer will change the Department's Status Quo Budget in the General Unrestricted fund the following fiscal year (in the current budget transfer form they are marked as "ongoing").

D. Approval Queues

After a budget transfer has been completed and a document number has been assigned, the transfer will need to be approved by all individuals that are set up in the approval queues.

The final departmental approver in the online budget transfers approval queue is the President, appropriate Vice-President, or Designee (in the Vice President's absence).

Online budget transfers **equal to or more than \$5,000** will route for approval to the President, appropriate Vice-President, or Designee (in the Vice President's absence).

After the final approver, the online budget transfers will route to Fiscal Services for approval.

See examples below.

NOTE: If an online budget transfer is disapproved at any approval level, the document **cannot** be retrieved for changes in Web Self Service. Users should immediately notify Fiscal Services via email at budgetrevisions@mtsac.edu when a document has been disapproved. The Fiscal Services department will need to delete any disapproved transfers. This should be done prior to processing the budget transfer again in Banner Web Self Service.

For further instructions for approvers refer to Banner and Web Self Service User Guide for Approvals.

Example of Budget Transfer Approval Queue under \$5,000

View Document

Document Identification

Document Number J0019406 Type Journal Vouchers
 Originator: YSHANE Yvette Shane

Approvals required			
Queue	Description	Level	Approvers
B053	HUMANITIES AND SOC SCIENCES 1		
			BTUTRN03
B053	HUMANITIES AND SOC SCIENCES 2		
			BTATRN03
BUDG	BUDGET REVIEW	2	
			Monica Cantu
			Richard Lee
			Rosa Royce

Departmental Approval Queue

Fiscal Services Queue

Example of Budget Transfer Approval Queue equal to or more than \$5,000

View Document

Document Identification

Document Number J0019403 Type Journal Vouchers
 Originator: YSHANE Yvette Shane

Approvals required			
Queue	Description	Level	Approvers
B131	FISCAL SERVICES 2		
			Michael Gregoryk

Departmental Approval Queue

Approvals recorded			
Queue	Level	Date	User
BUDG	2	Aug 28, 2014	Monica Cantu
B131	1	Aug 28, 2014	Rosa Royce
BUDG	1	Aug 28, 2014	Yvette Shane

Fiscal Services Approval Queue

PART 2 CREATING A BUDGET TRANSFER ONLINE

A. Single Line Budget Transfers

This option is used to transfer “From” one account “To” one account.

1. Log into <http://myportal.mtsac.edu>. Click on the **Employee** tab and select the **Employee Services** link.

The screenshot shows the Mt. San Antonio College my.mtsac.edu portal. The navigation bar includes Home, College Library, Student, Student Success, Financial Aid, eLearning Tools, and Employee. The Employee tab is selected. The main content area is divided into several sections: Personal Announcements, Approval Alerts, Time Approval, Help Desk, Time Reporting, and Employee Self Service. The Employee Self Service section is highlighted with a red circle and arrow, showing links for Employee Services, Benefits and Deductions, Pay Information, Tax Forms, Jobs Summary, and Leave Balances.

2. Click on the **Finance** tab.

The screenshot shows the Mt. San Antonio College my.mtsac.edu portal. The navigation bar includes Personal Information, Student, Employee, and Finance. The Finance tab is selected. The main content area is divided into several sections: Search, Finance, and a footer. The Finance section is highlighted with a red circle and arrow, showing links for Budget Queries, Encumbrance Query, Approve Documents, View Document, Budget Transfer, Multiple Line Budget Transfer, and Delete Finance Template/Queries.

3. Select the **Budget Transfer** link.

Mt. San Antonio College | my.mtsac.edu

Back to Employee Tab

Personal Information Student Employee **Finance**

Search Go RETURN TO MENU SITE MAP HELP

Finance

- Budget Queries
- Encumbrance Query
- Approve Documents
- View Document
- Budget Transfer**
- Multiple Line Budget Transfer
- Delete Finance Template/Queries

[Budget Queries | Encumbrance Query | Approve Documents | View Document | Budget Transfer | Multiple Line Budget Transfer | Delete Finance Template/Queries]

RELEASE: 8.6
© 2014 Ellucian Company L.P. and its affiliates.

4. The online Budget Transfer form will display.

NOTE: The following fields will default to the appropriate value. Do not modify the values as a change will result in receipt of an error message.

Transaction Date = Today's date
Budget Period = 01

5. Select the applicable **Journal Type** from the drop down menu.

BD7: Dept. **One-Time** Budget Transfer

BD8: Dept. **Ongoing** Budget Transfer

Mt. San Antonio College | my.mtsac.edu

Back to Employee Tab

Personal Information Student Employee **Finance**

Search Go MENU SITE MAP HELP

Budget Transfer

Begin by creating a budget transfer or retrieving an existing template. If available budget exists, budget can be transferred from only one set of accounting elements to another within the same chart.

Choose Complete to perform a validation and forward the document for processing.

Use Code Lookup to query a list of available values.

Use template: None

Transaction Date: 21 AUG 2014

Journal Type: **BD7 (Dept One-Time Budget Transfer)**

Transfer Amount:

Document Amount: 0.00

Chart	Index	Fund	Organization Account	Program	Activity	Location	D/C
From							-
To							+

Description: Budget Period: 01

Enter Document Text:

Print Document Text? Yes No

Save as Template:

Shared

Code Lookup

Chart of Accounts Code: M

Type: account

Code Criteria:

Title Criteria:

Maximum rows to return: 10

[[Budget Queries](#) | [Encumbrance Query](#) | [Approve Documents](#) | [View Document](#) | [Budget Transfer](#) | [Multiple Line Budget Transfer](#) | [Delete Finance Template/Queries](#)]

RELEASE: 8.5.0.4

- Transfer Amount: This **amount** will be transferred between the “From” and “To” accounts.

Mt. San Antonio College | my.mtsac.edu

Back to Employee Tab

Personal Information Student Employee Finance

Search [] Go MENU SITE MAP HELP

Budget Transfer

Begin by creating a budget transfer or retrieving an existing template. If available budget exists, budget can be transferred from only one set of accounting elements to another within the same chart.

Choose Complete to perform a validation and forward the document for processing.

Use Code Lookup to query a list of available values.

Use template: None

Retrieve

Transaction Date: 21 AUG 2014

Journal Type: BD7 (Dept One-Time Budget Transfer)

Transfer Amount: 1000

Document Amount: 0.00

	Chart	Index	Fund	Organization Account	Program	Activity	Location	D/C
From								-
To								+

Description: Budget Period 01

Enter Document Text:

Print Document Text? Yes No

Save as Template

Shared

Complete

Code Lookup

Chart of Accounts Code: M

Type: account

Code Criteria

Title Criteria

Maximum rows to return: 10

Execute Query

[Budget Queries | Encumbrance Query | Approve Documents | View Document | Budget Transfer | Multiple Line Budget Transfer | Delete Finance Template/Queries]

RELEASE: 8.5.0.4

7. Enter the “**From**” and “**To**” account strings or **FOAPA** (Fund, Organization, Account, Program and Activity).

NOTE: Activity is applicable only to salary accounts - see Part 1 Section B.4 for activity codes.

Chart: M
Index: Leave blank

Mt. San Antonio College | my.mtsac.edu

Back to Employee Tab

Personal Information Student Employee Finance

Search [] Go MENU SITE MAP HELP

Budget Transfer

Begin by creating a budget transfer or retrieving an existing template. If available budget exists, budget can be transferred from only one set of accounting elements to another within the same chart.

Choose Complete to perform a validation and forward the document for processing.

Use Code Lookup to query a list of available values.

Use template: None [v]
 Retrieve

Transaction Date: 21 AUG 2014
 Journal Type: BD7 (Dept One-Time Budget Transfer)
 Transfer Amount: 1000
 Document Amount: 0.00

	Chart	Index	Fund	Organization	Account	Program	Activity	Location	D/C
From	M		45001	700210	621000	710000			-
To			45001	700210	641400	710000			+

Description: Appropriation transfer Budget Period: 01

Enter Document Text:

Print Document Text? Yes [x] No []

Save as Template

Shared

Code Lookup

Chart of Accounts Code: M
 Type: account
 Code Criteria: []
 Title Criteria: []
 Maximum rows to return: 10

[Budget Queries | Encumbrance Query | Approve Documents | View Document | Budget Transfer | Multiple Line Budget Transfer | Delete Finance Template/Queries]
 RELEASE: 8.5.0.4

8. Description: Enter Appropriation transfer.

Mt. San Antonio College | my.mtsac.edu

Back to Employee Tab

Personal Information Student Employee **Finance**

Search Go MENU SITE MAP HELP

Budget Transfer

Begin by creating a budget transfer or retrieving an existing template. If available budget exists, budget can be transferred from only one set of accounting elements to another within the same chart.

Choose Complete to perform a validation and forward the document for processing.

Use Code Lookup to query a list of available values.

Use template Retrieve

Transaction Date

Journal Type

Transfer Amount

Document Amount 0.00

	Chart	Index	Fund	Organization Account	Program	Activity	Location	D/C
From	M		45001	700210	621000	710000		-
To			45001	700210	641400	710000		+

Description Budget Period

Enter Document Text:

Print Document Text? Yes No

Save as Template

Shared Complete

Code Lookup

Chart of Accounts Code

Type

Code Criteria

Title Criteria

Maximum rows to return

Execute Query

[[Budget Queries](#) | [Encumbrance Query](#) | [Approve Documents](#) | [View Document](#) | [Budget Transfer](#) | [Multiple Line Budget Transfer](#) | [Delete Finance Template/Queries](#)]

RELEASE: 8.5.0.4

9. Document Text: Reason for the budget transfer.

Start the document text with: **To provide funds for**, then, provide a brief yet descriptive explanation of the purpose of the transfer.

This box can also be used to reference a document number such as, Requisition R#, Travel T#, or Purchase Order P#.

Example: To provide funds for Adobe Acrobat software licenses (R00351689).

Mt. San Antonio College | my.mtsac.edu

Back to Employee Tab

Personal Information Student Employee Finance

Search [] Go MENU SITE MAP HELP

Budget Transfer

Begin by creating a budget transfer or retrieving an existing template. If available budget exists, budget can be transferred from only one set of accounting elements to another within the same chart.

Choose Complete to perform a validation and forward the document for processing.

Use Code Lookup to query a list of available values.

Use template: None [v]
[Retrieve]

Transaction Date: 21 - AUG - 2014
Journal Type: BD7 (Dept One-Time Budget Transfer)
Transfer Amount: 1000
Document Amount: 0.00

	Chart	Index	Fund	Organization	Account	Program	Activity	Location	D/C
From	M		45001	700210	621000	710000			-
To			45001	700210	641400	710000			+

Description: Appropriation transfer Budget Period: 01

Enter Document Text:
To provide funds for furniture.

Print Document Text? Yes [x] No []

Save as Template [] Shared [] Complete []

Code Lookup
Chart of Accounts Code: M
Type: account
Code Criteria: []
Title Criteria: []
Maximum rows to return: 10
Execute Query []

[Budget Queries | Encumbrance Query | Approve Documents | View Document | Budget Transfer | Multiple Line Budget Transfer | Delete Finance Template/Queries]
RELEASE: 8.5.0.4

10. Review the document and select **Complete**.

Mt. San Antonio College | my.mtsac.edu

Back to Employee Tab

Personal Information Student Employee **Finance**

Search [] Go MENU SITE MAP HELP

Budget Transfer

Begin by creating a budget transfer or retrieving an existing template. If available budget exists, budget can be transferred from only one set of accounting elements to another within the same chart.

Choose Complete to perform a validation and forward the document for processing.

Use Code Lookup to query a list of available values.

Use template None ▾
Retrieve

Transaction Date 21 ▾ AUG ▾ 2014 ▾
Journal Type BD7 (Dept One-Time Budget Transfer) ▾
Transfer Amount 1000
Document Amount 0.00

	Chart	Index	Fund	Organization Account	Program	Activity	Location	D/C
From	M		45001	700210	621000	710000		-
To			45001	700210	641400	710000		+

Description Appropriation transfer Budget Period 01 ▾

Enter Document Text:
To provide funds for furniture.

Print Document Text? Yes No

Save as Template []

Shared
Complete

Code Lookup
Chart of Accounts Code M ▾
Type account ▾
Code Criteria []
Title Criteria []
Maximum rows to return 10 ▾
Execute Query

[Budget Queries | Encumbrance Query | Approve Documents | View Document | Budget Transfer | Multiple Line Budget Transfer | Delete Finance Template/Queries]
RELEASE: 8.5.0.4

- Banner Web Self Service will automatically assign a journal number and route the transfer through to the applicable approval queues.

Mt. San Antonio College | my.mtsac.edu

Back to Employee Tab

Personal Information Student Employee Finance

Search [] Go MENU SITE MAP HELP

Budget Transfer

Begin by creating a budget transfer or retrieving an existing template. If available budget exists, budget can be transferred from only one set of accounting elements to another within the same chart.

Choose Complete to perform a validation and forward the document for processing.

Use Code Lookup to query a list of available values.

Document J0019499 completed and forwarded to the approval process.

Another Transfer

Use template None Retrieve

Transaction Date 21 AUG 2014

Journal Type BD7 (Dept One-Time Budget Transfer)

Transfer Amount 1000

Document Amount 2,000.00

	Chart	Index	Fund	Organization	Account	Program	Activity	Location	D/C
From	M		45001	700210	621000	710000			-
To			45001	700210	641400	710000			+

Description Appropriation transfer Budget Period 01

Enter Document Text:

To provide funds for furniture.

Print Document Text? Yes No

Complete

Code Lookup

Chart of Accounts Code M

Type account

Code Criteria

Title Criteria

Maximum rows to return 10

Execute Query

[Budget Queries | Encumbrance Query | Approve Documents | View Document | Budget Transfer | Multiple Line Budget Transfer | Delete Finance Template/Queries]

RELEASE: 8.5.0.4

B. Multiple Line Budget Transfers

This option is used to transfer up to a combined total of five accounts of both "From" and "To" accounts.

1. Log into <http://myportal.mtsac.edu>. Click on the **Employee** tab and select the **Employee Services** link.

The screenshot shows the Mt. San Antonio College myportal.mtsac.edu homepage. The navigation bar includes Home, College Library, Student, Student Success, Financial Aid, eLearning Tools, and Employee (circled in red). The Employee Services section is circled in red, with an arrow pointing to it. The page displays various sections: Personal Announcements, Approval Alerts, Time Approval, Help Desk, Time Reporting, and Employee Self Service. The Employee Self Service section includes links for Benefits and Deductions, Pay Information, Tax Forms, Jobs Summary, and Leave Balances.

2. Click on the **Finance** tab.

The screenshot shows the Mt. San Antonio College myportal.mtsac.edu Finance page. The navigation bar includes Personal Information, Student, Employee, and Finance (circled in red). The page displays a search bar and a list of finance-related links: Budget Queries, Encumbrance Query, Approve Documents, View Document, Budget Transfer, Multiple Line Budget Transfer, and Delete Finance Template/Queries. The page also includes a footer with the release version (8.6) and copyright information (© 2014 Ellucian Company L.P. and its affiliates).

3. Select the **Multiple Line Budget Transfer** link.

The screenshot shows the Mt. San Antonio College website interface. At the top, the college name and URL 'my.mtsac.edu' are displayed. Below this is a navigation bar with tabs for 'Personal Information', 'Student', 'Employee', and 'Finance'. The 'Finance' tab is currently selected. A search bar is located below the navigation bar. On the right side, there are icons for 'eMail', 'Groups', 'Logout', and 'Help'. The main content area is titled 'Finance' and contains a list of links: 'Budget Queries', 'Encumbrance Query', 'Approve Documents', 'View Document', 'Budget Transfer', 'Multiple Line Budget Transfer', and 'Delete Finance Template/Queries'. The 'Multiple Line Budget Transfer' link is circled in red, and a red arrow points to it. Below the list of links, there is a breadcrumb trail: '[Budget Queries | Encumbrance Query | Approve Documents | View Document | Budget Transfer | Multiple Line Budget Transfer | Delete Finance Template/Queries]'. At the bottom of the page, the text reads: 'RELEASE: 8.6 © 2014 Ellucian Company L.P. and its affiliates.'

4. The online Multiple Line Budget Transfer form will display.

NOTE: The following fields will default to the appropriate value. Do not modify the values as a change will result in receipt of an error message.

Transaction Date = today's date
Budget Period = 01

- Select the applicable **Journal Type** from the drop down menu.

BD7: Dept. One-Time Budget Transfer

BD8: Dept. Ongoing Budget Transfer

Mt. San Antonio College | my.mtsac.edu

Back to Employee Tab

Personal Information Student Employee Finance

Search Go MENU SITE MAP HELP

Multiple Line Budget Transfer Form

Begin by creating a multiple line budget transfer or retrieving an existing template. If available budget exists, budget can be transferred among a maximum of five sets of accounting elements for different charts.

Choose Complete to perform a validation and forward the document for processing.

Use Code Lookup to query a list of available values.

Use template: None

Transaction Date: 21 AUG 2014

Journal Type: BD7 (Dept One-Time Budget Transfer)

Document Amount:

#	Chart	Index	Fund	Organization	Account	Program	Activity	Location	Amount	D/C
1										-
2										+
3										+
4										+
5										+

Description: Budget Period: 01

Enter Document Text:

Print Document Text? Yes No

Save as Template:

Shared

Code Lookup

Chart of Accounts Code: M

Type: account

Code Criteria:

Title Criteria:

Maximum rows to return: 10

[Budget Queries | Encumbrance Query | Approve Documents | View Document | Budget Transfer | Multiple Line Budget Transfer | Delete Finance Template/Queries]

RELEASE: 8.5.0.4

- Enter the **Document Amount**: This is the total amount of the document.

For example: If transferring \$1,000 from supplies (451000) and moving \$500 to Other Services (589000) and \$500 to Equipment (641500) then the total amount of the document is $\$1,000 + 500 + 500 = 2,000$.

Mt. San Antonio College | my.mtsac.edu

Back to Employee Tab

Personal Information Student Employee Finance

Search Go MENU SITE MAP HELP

Multiple Line Budget Transfer Form

Begin by creating a multiple line budget transfer or retrieving an existing template. If available budget exists, budget can be transferred among a maximum of five sets of accounting elements for different charts.

Choose Complete to perform a validation and forward the document for processing.

Use Code Lookup to query a list of available values.

Use template: None

Transaction Date: 21 AUG 2014

Journal Type: BD7 (Dept One-Time Budget Transfer)

Document Amount: 2000

#	Chart	Index	Fund	Organization	Account	Program	Activity	Location	Amount	D/C
1										-
2										+
3										+
4										+
5										+

Description: Budget Period: 01

Enter Document Text:

Print Document Text? Yes No

Save as Template

Shared

Code Lookup

Chart of Accounts Code: M

Type: account

Code Criteria:

Title Criteria:

Maximum rows to return: 10

[Budget Queries | Encumbrance Query | Approve Documents | View Document | Budget Transfer | Multiple Line Budget Transfer | Delete Finance Template/Queries]

RELEASE: 8.5.0.4

- Enter the “**From**” and “**To**” account strings or **FOAPA** (Fund, Organization, Account, Program and Activity).

NOTE: Activity is applicable only to salary accounts - see Part 1 Section B.4 for activity codes.

Chart: M
Index: Leave blank

Use minus (-) sign for “From” accounts and plus (+) sign for “To” accounts.

Mt. San Antonio College | my.mtsac.edu

Back to Employee Tab

Personal Information Student Employee Finance

Search Go MENU SITE MAP HELP

Multiple Line Budget Transfer Form

Begin by creating a multiple line budget transfer or retrieving an existing template. If available budget exists, budget can be transferred among a maximum of five sets of accounting elements for different charts.

Choose Complete to perform a validation and forward the document for processing.

Use Code Lookup to query a list of available values.

Use template: None

Transaction Date: 21 AUG 2014
 Journal Type: BD7 (Dept One-Time Budget Transfer)
 Document Amount: 2000

#	Chart	Index	Fund	Organization	Account	Program	Activity	Location	Amount	D/C
1	M		45001	700210	621000	710000			1000	-
2	M		45001	700210	641400	710000			500	+
3	M		45001	700210	641500	710000			500	+
4										+
5										+

Description: Budget Period: 01

Enter Document Text:

Print Document Text? Yes No
 Save as Template:
 Shared

Code Lookup
 Chart of Accounts Code: M
 Type: account
 Code Criteria:
 Title Criteria:
 Maximum rows to return: 10

[Budget Queries | Encumbrance Query | Approve Documents | View Document | Budget Transfer | Multiple Line Budget Transfer | Delete Finance Template/Queries]
 RELEASE: 8.5.0.4

8. Description: Enter Appropriation transfer.

Mt. San Antonio College | my.mtsac.edu

Back to Employee Tab

eMail Groups Logout Help

Personal Information Student Employee Finance

Search Go MENU SITE MAP HELP

Multiple Line Budget Transfer Form

Begin by creating a multiple line budget transfer or retrieving an existing template. If available budget exists, budget can be transferred among a maximum of five sets of accounting elements for different charts.

Choose Complete to perform a validation and forward the document for processing.

Use Code Lookup to query a list of available values.

Use template Retrieve

Transaction Date

Journal Type

Document Amount

#	Chart	Index	Fund	Organization	Account	Program	Activity	Location	Amount	D/C
1	M		45001	700210	621000	710000			1000	-
2	M		45001	700210	641400	710000			500	+
3	M		45001	700210	641500	710000			500	+
4										+
5										+

Description Budget Period

Enter Document Text:

Print Document Text? Yes No

Save as Template

Shared

Complete

Code Lookup

Chart of Accounts Code

Type

Code Criteria

Title Criteria

Maximum rows to return

Execute Query

[Budget Queries | Encumbrance Query | Approve Documents | View Document | Budget Transfer | Multiple Line Budget Transfer | Delete Finance Template/Queries]

RELEASE: 8.5.0.4

9. Document Text: Reason for the budget transfer.

Start the document text with: **To provide funds for**, then, provide a brief yet descriptive explanation of the purpose of the transfer.

This box can also be used to reference a document number such as, Requisition R#, Travel T#, or Purchase Order P#.

Example: To provide funds for USB flash drives and toner cartridges (R00351689, R00351692).

Mt. San Antonio College | my.mtsac.edu

Back to Employee Tab

Personal Information Student Employee Finance

Search [] Go MENU SITE MAP HELP

Multiple Line Budget Transfer Form

Begin by creating a multiple line budget transfer or retrieving an existing template. If available budget exists, budget can be transferred among a maximum of five sets of accounting elements for different charts.

Choose Complete to perform a validation and forward the document for processing.

Use Code Lookup to query a list of available values.

Use template: None [v]
[Retrieve]

Transaction Date: 21 [v] AUG [v] 2014 [v]
Journal Type: BD7 (Dept One-Time Budget Transfer) [v]
Document Amount: 2000 []

#	Chart	Index	Fund	Organization	Account	Program	Activity	Location	Amount	D/C
1	M		45001	700210	621000	710000			1000	- [v]
2	M		45001	700210	641400	710000			500	+ [v]
3	M		45001	700210	641500	710000			500	+ [v]
4										+ [v]
5										+ [v]

Description: Appropriation transfer [] Budget Period: 01 [v]

Enter Document Text:
To provide funds for furniture.

Print Document Text? Yes [] No [x]

Save as Template []

Shared [] Complete []

Code Lookup
Chart of Accounts Code: M [v]
Type: account [v]
Code Criteria: []
Title Criteria: []
Maximum rows to return: 10 [v]
Execute Query []

[Budget Queries | Encumbrance Query | Approve Documents | View Document | Budget Transfer | Multiple Line Budget Transfer | Delete Finance Template/Queries]
RELEASE: 8.5.0.4

10. Review the document and select **Complete**.

Mt. San Antonio College | my.mtsac.edu

Back to Employee Tab

Personal Information Student Employee **Finance**

Search MENU SITE MAP HELP

Multiple Line Budget Transfer Form

Begin by creating a multiple line budget transfer or retrieving an existing template. If available budget exists, budget can be transferred among a maximum of five sets of accounting elements for different charts.

Choose Complete to perform a validation and forward the document for processing.

Use Code Lookup to query a list of available values.

Use template

Transaction Date

Journal Type

Document Amount

#	Chart	Index	Fund	Organization	Account	Program	Activity	Location	Amount	D/C
1	M		45001	700210	621000	710000			1000	-
2	M		45001	700210	641400	710000			500	+
3	M		45001	700210	641500	710000			500	+
4										+
5										+

Description Budget Period

Enter Document Text:

Print Document Text? Yes No

Save as Template

Shared

Code Lookup

Chart of Accounts Code

Type

Code Criteria

Title Criteria

Maximum rows to return

[[Budget Queries](#) | [Encumbrance Query](#) | [Approve Documents](#) | [View Document](#) | [Budget Transfer](#) | [Multiple Line Budget Transfer](#) | [Delete Finance Template/Queries](#)]

RELEASE: 8.5.0.4

11. Banner Web Self Service will automatically assign a journal number and route the transfer through to the approval queues.

Mt. San Antonio College | my.mtsac.edu

Back to Employee Tab

Personal Information Student Employee Finance

Search [] Go MENU SITE MAP HELP

Multiple Line Budget Transfer Form

Begin by creating a multiple line budget transfer or retrieving an existing template. If available budget exists, budget can be transferred among a maximum of five sets of accounting elements for different charts.

Choose Complete to perform a validation and forward the document for processing.

Use Code Lookup to query a list of available values.

✓ Document J0019502 completed and forwarded to the approval process.

Another Transfer

Use template None ▾
Retrieve

Transaction Date 21 ▾ AUG ▾ 2014 ▾
Journal Type BD7 (Dept One-Time Budget Transfer) ▾
Document Amount 2000

#	Chart	Index	Fund	Organization	Account	Program	Activity	Location	Amount	D/C
1	M		45001	700210	621000	710000			1000	- ▾
2	M		45001	700210	641400	710000			500	+ ▾
3	M		45001	700210	641500	710000			500	+ ▾
4										+ ▾
5										+ ▾

Description Appropriation transfer Budget Period 01 ▾

Enter Document Text:
To provide funds for furniture.

Print Document Text? Yes * No ○
Complete

Code Lookup
Chart of Accounts Code M ▾
Type account ▾
Code Criteria []
Title Criteria []
Maximum rows to return 10 ▾
Execute Query

[Budget Queries | Encumbrance Query | Approve Documents | View Document | Budget Transfer | Multiple Line Budget Transfer | Delete Finance Template/Queries]
RELEASE: 8.5.0.4

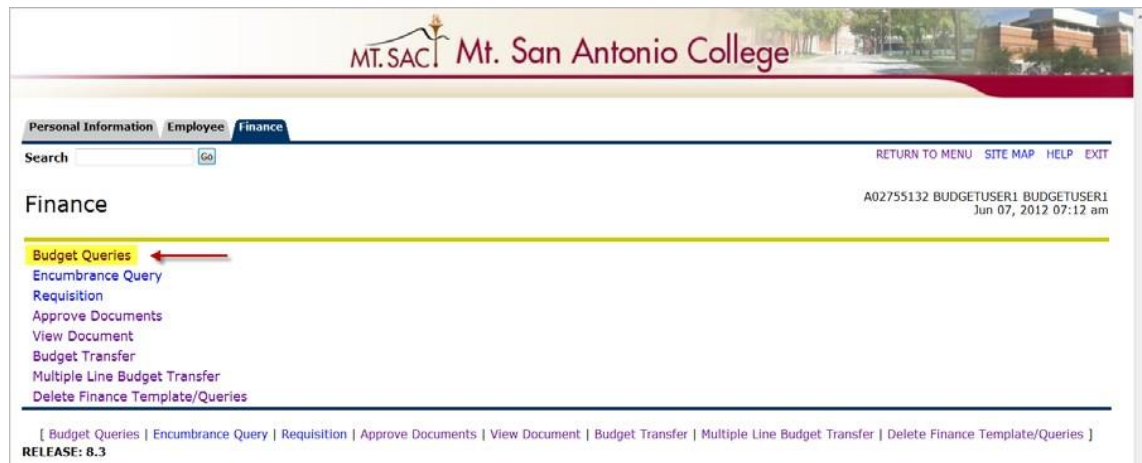
PART 3 QUERIES – FOR INFORMATION ONLY (WILL BE TESTED DURING FISCAL YEAR 2014-15)

A. Budget Queries

There are three options in Budget Queries:

1. Budget Status by Account
Query sorts by Account code
2. Budget Status by Organizational Hierarchy
Query sorts by Organization code
3. Budget Quick Query (equivalent to FGIBDST in Banner)
Query sorts by Account code (no detail/summary only)

From the Finance menu, select the **Budget Queries** link.



Budget Status by Account

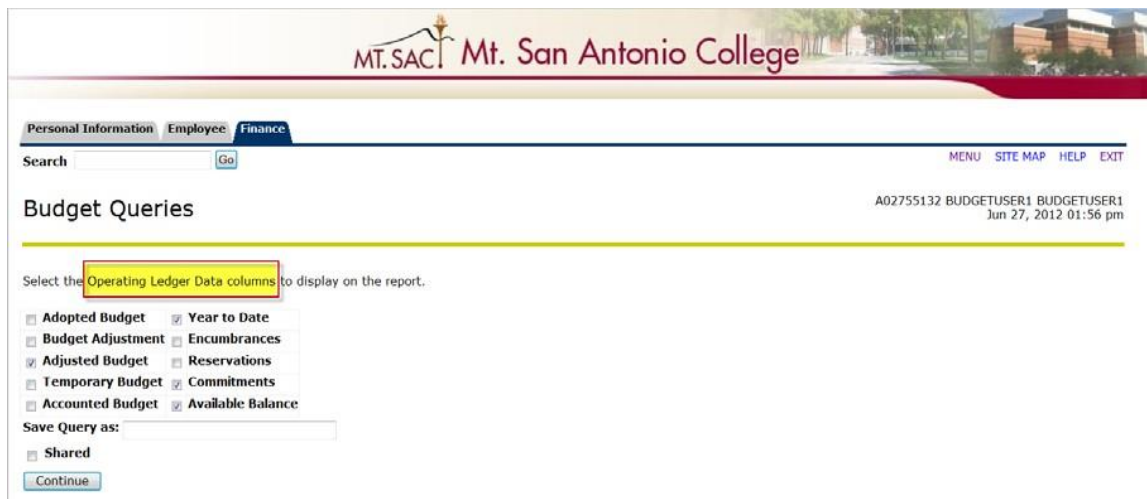
The Budget Status by Account sorts by account code and allows the user to select a link from an amount column to retrieve detail information for the specific item chosen. From this option, the user can also select to compare fiscal years and/or download data to excel.

1. Select **Budget Status by Account** and click **Create Query**.



The screenshot shows the Mt. San Antonio College Finance system interface. At the top, there is a navigation bar with 'Personal Information', 'Employee', and 'Finance' tabs. Below this is a search bar with a 'Go' button and a 'MENU SITE MAP HELP EXIT' link. The main heading is 'Budget Queries'. A user ID 'A02755132 BUDGETUSER1 BUDGETUSER1' and date 'May 24, 2012 03:57 pm' are displayed. A note states: 'To create a new query choose a query type and select Create Query. To retrieve an existing query choose a saved query and select Retrieve Query.' Under 'Create a New Query', the 'Type' dropdown is set to 'Budget Status by Account', and the 'Create Query' button is highlighted with a yellow circle. Under 'Retrieve Existing Query', the 'Saved Query' dropdown is set to 'None', and the 'Retrieve Query' button is visible. At the bottom, there is a navigation menu with links: '| Budget Queries | Encumbrance Query | Requisition | Approve Documents | View Document | Budget Transfer | Multiple Line Budget Transfer | Delete Finance Template/Queries |'. The release version 'RELEASE: 8.3' is noted at the bottom left.

2. Select the applicable **Operating Ledger Data** columns.



The screenshot shows the same Mt. San Antonio College Finance system interface. The 'Budget Queries' heading is present. A note states: 'Select the Operating Ledger Data columns to display on the report.' Below this, there is a list of checkboxes for various data columns: 'Adopted Budget', 'Budget Adjustment', 'Adjusted Budget', 'Temporary Budget', 'Accounted Budget', 'Year to Date', 'Encumbrances', 'Reservations', 'Commitments', and 'Available Balance'. The 'Operating Ledger Data columns' text is highlighted with a yellow box. Below the list, there is a 'Save Query as:' field with a 'Shared' checkbox and a 'Continue' button. The user ID 'A02755132 BUDGETUSER1 BUDGETUSER1' and date 'Jun 27, 2012 01:56 pm' are displayed in the top right corner.

Operating Ledger Data Columns	Description
Adopted Budget	Current Fiscal Year Adopted Budget
Budget Adjustment	Sum of all budget transfers/revisions (One-Time/Ongoing) posted in Banner/Self Service
Adjusted Budget	Net value of Adopted Budget plus Budget Adjustment (same as Adjusted Budget in FGIBDST in Banner)
Temporary Budget	Sum of Journal Type <u>BD7 only</u> (One-Time)
Accounted Budget	Same as Adjusted Budget
Year to Date	YTD Expenditures (same as YTD Activity in FGIBDST in Banner)
Encumbrances	YTD Encumbrances
Reservations	YTD Requisitions
Commitments	Total Encumbrances plus Reservations (same as Commitments in FGIBDST in Banner)
Available Balance	Adjusted Budget less Year to Date less Commitments (same as Available Balance in FGIBDST in Banner)

3. Select applicable parameters and click **Submit Query**.

For example: The Fiscal Year is 2012 for 2011-2012 and the Fiscal Period represent the month such as July is Fiscal Period 01 and so forth.

MT.SAC | Mt. San Antonio College

Personal Information Employee Finance

Search Go

MENU SITE MAP HELP EXIT

A02755132 BUDGETUSER1 BUDGETUSER1
May 24, 2012 04:17 pm

Budget Queries

For a Budget Query to be successful, a user with Fund Organization query access must enter a value in either the Organization or Grant fields as well as the Fiscal Year, Period, and Chart of Accounts fields. If Grant information is queried, all retrieved information is Grant Inception to Date. Otherwise, all information retrieved is through the Fiscal Year to Date.

To perform a comparison query select a Comparison Fiscal Year and Period in addition to the required Fiscal Year and Period. With this selection, all details retrieved will be placed next to the corresponding comparison fiscal period.

Fiscal year: 2012 Fiscal period: 12
Comparison Fiscal year: None Comparison Fiscal period: None

Commitment Type: All

Chart of Accounts: M Index
Fund: 11000 Activity
Organization: 30000 Location
Grant: Fund Type
Account: Account Type
Program: 660000

Include Revenue Accounts

Save Query as:
 Shared

[Budget Queries | Encumbrance Query | Requisition | Approval Documents | View Document | Budget Transfer | Multiple Line Budget Transfer | Delete Finance Template/Queries]

RELEASE: 8.3

4. Click on the **amount** to display transaction details.

Select a link from an amount column in the Query Results list to retrieve detail information for the specific item chosen. Select one of the Download options to download Budget Query data to a Microsoft Excel spreadsheet. Calculate user defined columns for the query by making selections from the Compute Additional Columns pull down lists.

Report Parameters

Organization Budget Status Report

By Account

Period Ending Jun 30, 2012

As of Jun 07, 2012

Chart of Accounts	M Mt San Antonio College	Commitment Type	All
Fund	11000 Unrestricted General Fund-Ongoing Program	660000	Planning, Policymaking and Coord
Organization	300000 Vice President Instruction	Activity	All
Account	All	Location	All

Query Results

Account	Account Title	FY12/PD12 Adopted Budget	FY12/PD12 Budget Adjustment	FY12/PD12 Adjusted Budget	FY12/PD12 Temporary Budget	FY12/PD12 Accounted Budget	FY12/PD12 Year to Date	FY12/PD12 Encumbrances	FY12/PD12 Reservations	FY12/PD12 Commitments	FY12/PD12 Available Balance
121000	Educational Admin-Regular	372,614.00	7,368.00	379,982.00	0.00	379,982.00	316,669.82	0.00	0.00	0.00	63,312.18
141000	Hrly Noninstr Salaries	0.00	0.00	0.00	0.00	0.00	1,815.41	0.00	0.00	0.00	(1,815.41)
149900	Hrly Noninstr Sal-Other Comp	7,200.00	0.00	7,200.00	0.00	7,200.00	6,000.00	0.00	0.00	0.00	1,200.00
211000	Classified Salaries-Unit A	58,692.00	(24,209.00)	34,483.00	0.00	34,483.00	33,309.38	0.00	0.00	0.00	1,173.62
213000	Confidential Salaries	82,902.00	1,661.00	84,563.00	0.00	84,563.00	70,466.99	0.00	0.00	0.00	14,096.01
231000	Short-Term, Nonacad Salaries	6,420.00	(4,000.00)	2,420.00	0.00	2,420.00	907.50	0.00	0.00	0.00	1,512.50
236000	Overtime, Noninstructional	500.00	0.00	500.00	0.00	500.00	0.00	0.00	0.00	0.00	500.00
311000	STRS Budget Holding	0.00	0.00	0.00	0.00	0.00	26,770.04	0.00	0.00	0.00	(26,770.04)
321000	PERS Budget Holding	0.00	0.00	0.00	0.00	0.00	11,335.50	0.00	0.00	0.00	(11,335.50)
331000	OASDI, Budget Holding	0.00	0.00	0.00	0.00	0.00	6,290.40	0.00	0.00	0.00	(6,290.40)
335000	Medicare, Budget Holding	0.00	0.00	0.00	0.00	0.00	3,036.74	0.00	0.00	0.00	(3,036.74)
341000	Health Benefits, Budget Holding	0.00	0.00	0.00	0.00	0.00	11,111.45	0.00	0.00	0.00	(11,111.45)
351000	State Unemploy Budget Holding	0.00	0.00	0.00	0.00	0.00	6,898.62	0.00	0.00	0.00	(6,898.62)
361000	W/C Budget Holding	0.00	0.00	0.00	0.00	0.00	5,707.92	0.00	0.00	0.00	(5,707.92)
371000	CIL Budget Holding	0.00	0.00	0.00	0.00	0.00	15,612.48	0.00	0.00	0.00	(15,612.48)
Screen total		528,328.00	(19,180.00)	509,148.00	0.00	509,148.00	515,932.25	0.00	0.00	0.00	(6,784.25)
Running total		528,328.00	(19,180.00)	509,148.00	0.00	509,148.00	515,932.25	0.00	0.00	0.00	(6,784.25)
Report Total (of all records)		555,435.00	(18,411.00)	537,024.00	0.00	537,024.00	524,462.18	2,268.36	0.00	2,268.36	10,293.46

Click to see detail

Click to download to excel

Next 15>

Save Query as:

Shared

Compute Additional Columns for the query

Column 1	Operator	Column 2	Display After Column	New Column Description
FY12/PD12 Adopted Budget	percent of	FY12/PD12 Adopted Budget	FY12/PD12 Adopted Budget	

5. Compute Additional Columns for Query: This option allows the user to compute and create an additional column anywhere in the query.

For example, to create a column that calculates the total cost of YTD Expenditures plus YTD Commitments (Encumbrances/Requisitions) and display after Available Balance column:

Compute Additional Columns for the query

Column 1	Operator	Column 2	Display After Column	New Column Description
FY12/PD12 Year to Date	plus	FY12/PD12 Commitments	FY12/PD12 Available Balance	Total Exp plus Commit



Personal Information Employee **Finance**

Search

MENU SITE MAP HELP EXIT

A02755132 BUDGETUSER1 BUDGETUSER1
Jun 07, 2012 09:32 am

Select a link from an amount column in the Query Results list to retrieve detail information for the specific item chosen. Select one of the Download options to download Budget Query data to a Microsoft Excel spreadsheet. Calculate user defined columns for the query by making selections from the Compute Additional Columns pull down lists.

Report Parameters

Organization Budget Status Report

By Account

Period Ending Jun 30, 2012

As of Jun 07, 2012

Chart of Accounts M Mt San Antonio College Commitment Type All
Fund 11000 Unrestricted General Fund-Ongoing Program 660000 Planning, Policymaking and Coord
Organization 300000 Vice President Instruction Activity All
Account All Location All

Query Results

Account	Account Title	FY12/PD12 Adjusted Budget	FY12/PD12 Year to Date	FY12/PD12 Encumbrances	FY12/PD12 Reservations	FY12/PD12 Commitments	FY12/PD12 Available Balance	Total Exp plus Commits
381000	Alternative Retire Plan Budget Hold	0.00	9.75	0.00	0.00	0.00	(9.75)	9.75
391000	Retiree Benefits Budget Hold	0.00	(249.34)	0.00	0.00	0.00	249.34	(249.34)
395000	Life Insurance	0.00	96.00	0.00	0.00	0.00	(96.00)	96.00
451000	Supplies	20,696.00	1,298.62	0.00	0.00	0.00	19,397.38	1,298.62
452400	Supplies-Office	0.00	5,143.09	2,253.85	0.00	2,253.85	(7,396.94)	7,396.94
471000	Food Supplies	0.00	25.97	0.00	0.00	0.00	(25.97)	25.97
521000	Travel and Conferences	100.00	0.00	0.00	0.00	0.00	100.00	0.00
531000	Dues and Memberships	0.00	0.00	0.00	0.00	0.00	0.00	0.00
563000	Equipment Rental and Leases	100.00	85.50	14.50	0.00	14.50	0.00	100.00
564500	Maintenance Agreements	2,045.00	595.89	0.01	0.00	0.01	1,449.10	595.90
641200	New Equipment-\$200 to \$999	3,408.00	0.00	0.00	0.00	0.00	3,408.00	0.00
641300	New Equipment-\$1,000 to \$4,999	1,527.00	0.00	0.00	0.00	0.00	1,527.00	0.00
641600	New Equipment IT-\$1,000 to \$4,999	0.00	1,524.45	0.00	0.00	0.00	(1,524.45)	1,524.45
Screen total		27,876.00	8,529.93	2,268.36	0.00	2,268.36	17,077.71	19,328.22
Running total		537,024.00	524,462.18	2,268.36	0.00	2,268.36	10,293.46	1,051,192.72
Report Total (of all records)		537,024.00	524,462.18	2,268.36	0.00	2,268.36	10,293.46	526,730.54

Budget Status by Organizational Hierarchy

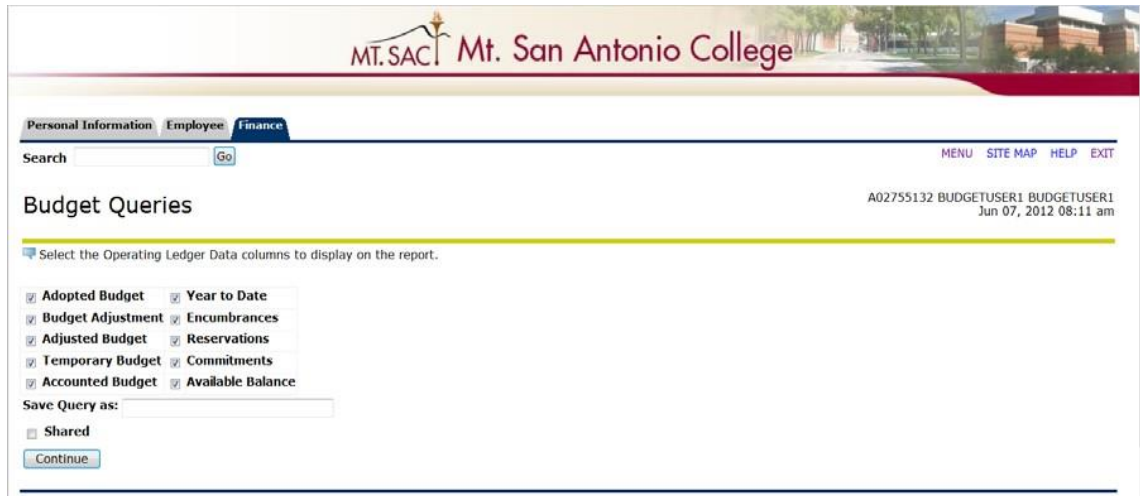
The Budget Status by Organizational Hierarchy sorts by Organization code and allows the user to select a link to retrieve additional detail information for the specific item chosen. From this option, user can also select to compare fiscal years. User can download data to excel.

1. Select **Budget Status by Organizational Hierarchy** and click **Create Query**.



The screenshot shows the Mt. San Antonio College Finance portal. The navigation tabs include Personal Information, Employee, and Finance. The page title is "Budget Queries". A user session identifier "A02755132 BUDGETUSER1 BUDGETUSER1" and timestamp "Jun 07, 2012 08:10 am" are visible. The "Create a New Query" section is active, showing a dropdown menu with "Budget Status by Organizational Hierarchy" selected. A red arrow points to the "Create Query" button. Below this, the "Retrieve Existing Query" section shows a "Saved Query" dropdown set to "None" and a "Retrieve Query" button. A breadcrumb trail at the bottom includes "Budget Queries | Encumbrance Query | Requisition | Approve Documents | View Document | Budget Transfer | Multiple Line Budget Transfer | Delete Finance".

2. Select the applicable **Operating Ledger Data** columns.



The screenshot shows the Mt. San Antonio College Finance portal. The navigation tabs include Personal Information, Employee, and Finance. The page title is "Budget Queries". A user session identifier "A02755132 BUDGETUSER1 BUDGETUSER1" and timestamp "Jun 07, 2012 08:11 am" are visible. The "Select the Operating Ledger Data columns to display on the report." section is active, showing a list of checkboxes with the following items selected: Adopted Budget, Year to Date, Budget Adjustment, Encumbrances, Adjusted Budget, Reservations, Temporary Budget, Commitments, Accounted Budget, and Available Balance. Below this, the "Save Query as:" section shows a "Shared" checkbox and a "Continue" button. A breadcrumb trail at the bottom includes "Budget Queries | Encumbrance Query | Requisition | Approve Documents | View Document | Budget Transfer | Multiple Line Budget Transfer | Delete Finance".

3. Select applicable parameters and click **Submit Query**.

Budget Queries

A02755132 BUDGETUSER1 BUDGETUSER1
Jun 07, 2012 08:12 am

For a Budget Query to be successful, a user with Fund Organization query access must enter a value in either the Organization or Grant fields as well as the Fiscal Year, Period, and Chart of Accounts fields. If Grant information is queried, all retrieved information is Grant Inception to Date. Otherwise, all information retrieved is through the Fiscal Year to Date.

To perform a comparison query select a Comparison Fiscal Year and Period in addition to the required Fiscal Year and Period. With this selection, all details retrieved will be placed next to the corresponding comparison fiscal period.

Fiscal year: 2012 Fiscal period: 12
 Comparison Fiscal year: None Comparison Fiscal period: None
 Commitment Type: All

Chart of Accounts: M Index
 Fund: 11000 Activity
 Organization: 300000 Location
 Grant: Fund Type
 Account: 213000 Account Type
 Program: 660000

Include Revenue Accounts

Save Query as:

Shared

4. Query results will be displayed.

Report Parameters

Organization Budget Status Report
 By Organization
 Period Ending Jun 30, 2012
 As of Jun 07, 2012

Chart of Accounts	M	Mt San Antonio College	Commitment Type	All
Fund	11000	Unrestricted General Fund-Ongoing Program	660000	Planning, Policymaking and Coord
Organization	300000	Vice President Instruction	Activity	All
Account	213000	Confidential Salaries	Location	All

Query Results

Organization	Organization Title	FY12/PD12 Adopted Budget	FY12/PD12 Budget Adjustment	FY12/PD12 Adjusted Budget	FY12/PD12 Temporary Budget	FY12/PD12 Accounted Budget	FY12/PD12 Year to Date	FY12/PD12 Encumbrances	FY12/PD12 Reservations	FY12/PD12 Commitments	FY12/PD12 Available Balance
300000	Vice President Instruction	82,902.00	1,661.00	84,563.00	0.00	84,563.00	70,466.99	0.00	0.00	0.00	14,096.01
300000	Rollup	82,902.00	1,661.00	84,563.00	0.00	84,563.00	70,466.99	0.00	0.00	0.00	14,096.01

Download All Ledger Columns | Download Selected Ledger Columns

Save Query as:

Shared

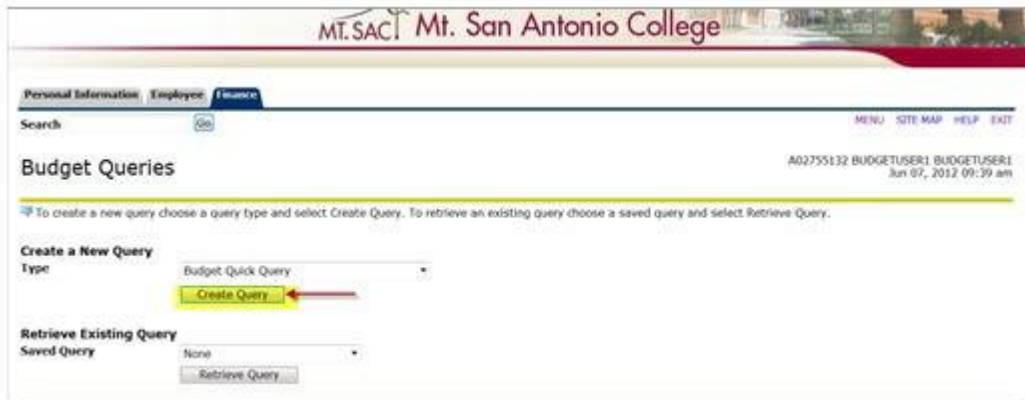
Compute Additional Columns for the query

Column 1	Operator	Column 2	Display After Column	New Column Description
FY12/PD12 Adopted Budget	percent of	FY12/PD12 Adopted Budget	FY12/PD12 Adopted Budget	

Budget Quick Query

The Budget Quick Query allows the user to view a quick summary of the Adjusted Budget, YTD Expenditures, Commitments (Encumbrances/Requisitions), and Available Balance. This is similar to form FGIBDST in Banner.

1. Select **Budget Quick Query** and click **Create Query**.



MT.SAC | Mt. San Antonio College

Personal Information | Employee | **Finance**

Search MENU | SITE MAP | HELP | EXIT

Budget Queries A02755132 BUDGETUSER1 BUDGETUSER1
Jun 07, 2012 09:39 am

To create a new query choose a query type and select Create Query. To retrieve an existing query choose a saved query and select Retrieve Query.

Create a New Query


Type Budget Quick Query

←

Retrieve Existing Query

Saved Query None

2. Select applicable parameters and click **Submit Query**.



MT.SAC | Mt. San Antonio College

Personal Information | Employee | **Finance**

Search MENU | SITE MAP | HELP | EXIT

Budget Queries A02755132 BUDGETUSER1 BUDGETUSER1
Jun 07, 2012 09:40 am

Enter a value in either the Organization or Grant fields as well as the Fiscal Year and Chart of Accounts fields. If Grant is populated then resulting information is inception through the end of the fiscal year, from Grant Ledger. Otherwise, all information retrieved is through the fiscal year to date.

Fiscal year: 2012

Chart of Accounts: ME Index

Fund: 11000 Grant

Organization: 300000 Account

Program: 660000 Activity

Location: Commitment Type: All

Include Revenue Accounts


Save Query as:

Shared

←

- Query results will be displayed.

NOTE: Can only view quick summary and no ability to link to detail or download to excel.



Personal Information Employee **Finance**

Search

MENU SITE MAP HELP EXIT

A02755132 BUDGETUSER1 BUDGETUSER1
Jun 07, 2012 09:42 am

Report Parameters

Organization Budget Status Report

By Account

Period Ending Jun 30, 2012

As of Jun 07, 2012

Chart of Accounts M	Mt San Antonio College	Commitment Type	All
Fund	11000 Unrestricted General Fund-Ongoing Program	660000	Planning, Policymaking and Coord
Organization	300000 Vice President Instruction	Activity	All
Account	All	Location	All

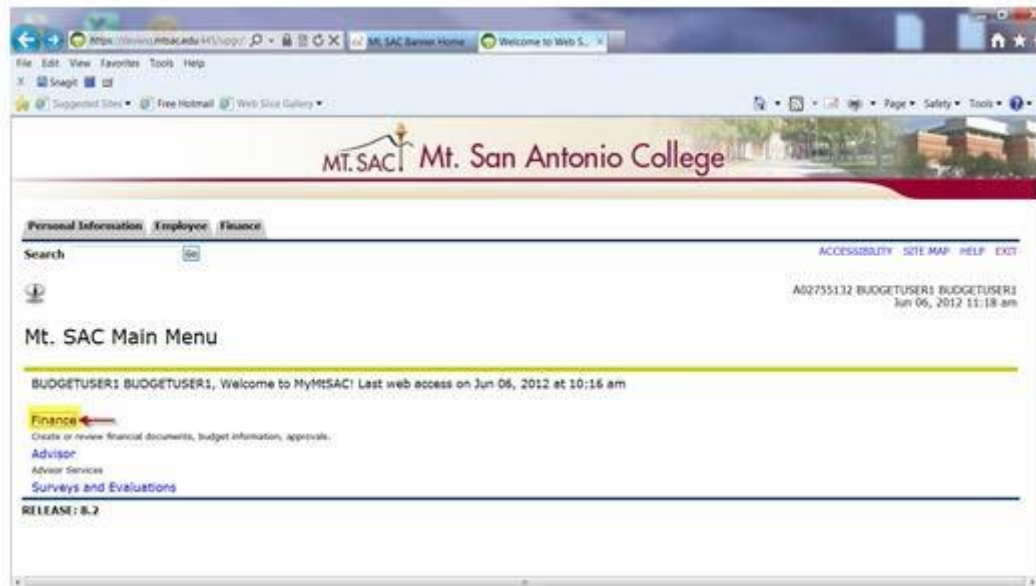
Query Results

Account	Account Title	Adjusted	Budget Year to Date	Commitments Available	Balance
121000	Educational Admin-Regular	379,982.00	316,669.82	0.00	63,312.18
141000	Hrly Noninstr Salaries	0.00	1,815.41	0.00	(1,815.41)
149900	Hrly Noninstr Sal-Other Comp	7,200.00	6,000.00	0.00	1,200.00
211000	Classified Salaries-Unit A	34,483.00	33,309.38	0.00	1,173.62
213000	Confidential Salaries	84,563.00	70,466.99	0.00	14,096.01
231000	Short-Term, Nonacad Salaries	2,420.00	907.50	0.00	1,512.50
236000	Overtime, Noninstructional	500.00	0.00	0.00	500.00
311000	STRS Budget Holding	0.00	26,770.04	0.00	(26,770.04)
321000	PERS Budget Holding	0.00	11,335.50	0.00	(11,335.50)
331000	OASDI, Budget Holding	0.00	6,290.40	0.00	(6,290.40)
335000	Medicare, Budget Holding	0.00	3,036.74	0.00	(3,036.74)
341000	Health Benefits, Budget Holding	0.00	11,111.45	0.00	(11,111.45)
351000	State Unemploy Budget Holding	0.00	6,898.62	0.00	(6,898.62)
361000	W/C Budget Holding	0.00	5,707.92	0.00	(5,707.92)
371000	CIL Budget Holding	0.00	15,612.48	0.00	(15,612.48)
Screen total		509,148.00	515,932.25	0.00	(6,784.25)
Running total		509,148.00	515,932.25	0.00	(6,784.25)
Report Total (of all records)		537,024.00	524,462.18	2,268.36	10,293.46

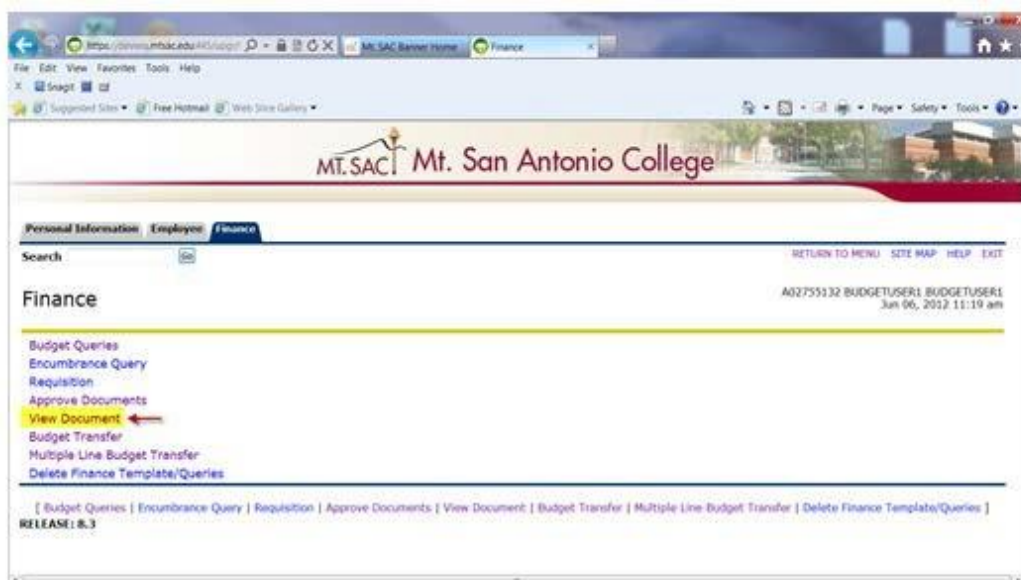
B. View Document

The budget transfer can be viewed in Banner Web Self Service after it has been completed and a document number has been assigned.

1. Select the **Finance** link.



2. Select the **View Document** link.



- From the **Choose Type** drop down menu, select **Journal Voucher**, enter the document number, and then click **View Document**.

MT. SAC Mt. San Antonio College

Personal Information Employee Finance

Search Go MENU SITE MAP HELP EXIT

A02755132 BUDGETUSER1 BUDGETUSER1
Jun 06, 2012 11:19 am

View Document

To display the details of a document enter parameters then select View document. To display approval history for a document enter parameters then select Approval history. If you do not know the document number, select Document Number to access the Code Lookup feature. This enables you to perform a query and obtain a list of document numbers to choose from.

Choose type: Journal Voucher **Document Number:** J0010587

Submission# **Change Seq#** **Reference Number**

Display Accounting Information

Yes No

Display Document/Line Item Text **Display Commodity Text**

All Printable None All Printable None

[Budget Queries | Encumbrance Query | Requisition | Approve Documents | View Document | Budget Transfer | Multiple Line Budget Transfer | Delete Finance Template/Queries]

RELEASE: 8.2

NOTE: This form will also show whether the document status is pending or posted.

Example of Pending status: (in approval process)

MT.SAC Mt. San Antonio College

Personal Information Employee **Finance**

Search MENU SITE MAP HELP EXIT

View Document A02755132 BUDGETUSER1 BUDGETUSER1
Jun 06, 2012 11:21 am

Journal Voucher Header

Journal	Sub#	Status	Trans date	Activity date	User ID	Doc Total
J0010587	0	Pending	May 23, 2012	May 23, 2012	BUDGETUSER1	1,000.00

Document Text: To provide funds for travel and conference and mileage expenses for the National Science Foundation annual event held on June 1, 2012.
T0005689

Journal Voucher Accounting

Seq#	Description	BudPd	Curr	Doc	Ref	Accr	Bank	Deposit						
COA	FY	Pd	Rucl	Index	Fund	Orgn	Acct	Prog	Actv	Locn	Proj	Total	D/CNSFOvr	Status
1	Appropriation transfer							01				500.00	-	N
	M 12 11 BD7	11000	300000	451000	660000									
2	Appropriation transfer							01				100.00	+	N
	M 12 11 BD7	11000	300000	521000	660000									
3	Appropriation transfer							01				400.00	+	N
	M 12 11 BD7	11000	300000	522000	660000									
Total of displayed sequences:												1,000.00		

[Budget Queries | Encumbrance Query | Requisition | Approve Documents | View Document | Budget Transfer | Multiple Line Budget Transfer | Delete Finance Template/Queries]

RELEASE: 8.2

Example of Posted status: (Approved and posted)

https://devwss.mtsac.edu:445/upgr/... Mt. SAC Banner Home View Document

File Edit View Favorites Tools Help

X Snagit

Suggested Sites Free Hotmail Web Slice Gallery

Personal Information Employee **Finance**

Search

View Document

Journal Voucher Header

Journal	Sub#	Status	Trans date	Activity date	User ID	Doc Total
J0010586		Posted	May 23, 2012	Jun 06, 2012	BUDGETUSER1	200.00

Document Text: To provide funds for travel and conference for the Natural Science Foundation annual event held on June 1, 2012.
T0005689

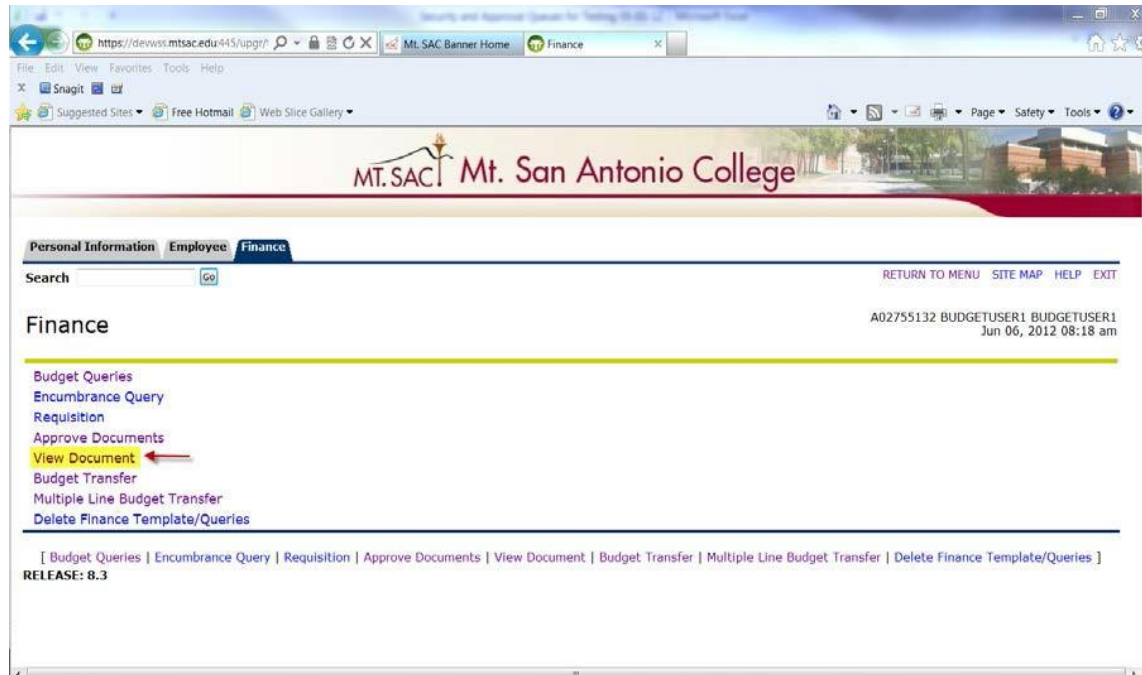
Journal Voucher Accounting

Seq#	Description	BudPd	Curr	Doc	Ref	Accr	Bank	Deposit						
COA	FY	Pd	Rucl	Index	Fund	Orgn	Acct	Prog	Actv	Locn	Proj	Total	D/CNSFOvr	NSFStatus
1	Appropriation transfer							01				100.00	-	N
	M 12 11 BD8	11000	300000	451000	660000									
2	Appropriation transfer							01				100.00	+	N
	M 12 11 BD8	11000	300000	521000	660000									
Total of displayed sequences:												200.00		

C. View Approval History

The Approval History can be viewed in Banner Web Self Service to see the approvals pending for a particular document.

1. From the Finance menu, select the **View Document** link.



- From the **Choose Type** drop down menu select **Journal Voucher**, enter the Document number, and then click **Approval History**.

MT.SAC Mt. San Antonio College

Personal Information Employee Finance

Search

MENU SITE MAP HELP EXIT

A02755132 BUDGETUSER1 BUDGETUSER1
Jun 06, 2012 08:21 am

View Document

To display the details of a document enter parameters then select View document. To display approval history for a document enter parameters then select Approval history. If you do not know the document number, select Document Number to access the Code Lookup feature. This enables you to perform a query and obtain a list of document numbers to choose from.

Choose type: Journal Voucher Document Number: J0010586

Submission#: Change Seq# Reference Number

Display Accounting Information

Yes No

Display Document/Line Item Text **Display Commodity Text**

All Printable None All Printable None

[Budget Queries | Encumbrance Query | Requisition | Approve Documents | View Document | Budget Transfer | Multiple Line Budget Transfer | Delete Finance Template/Queries]

RELEASE: 8.2

- The approval history screen will display the approvals required for this document.

MT.SAC Mt. San Antonio College

Personal Information Employee Finance

Search

MENU SITE MAP HELP EXIT

A02755123 DEPTCHAIR4 DEPTCHAIR4
Jun 06, 2012 09:19 am

View Document

Document Identification

Document Number: J0010586 Type: Journal Vouchers
Originator: BUDGETUSER1 Budgetuser1, Budgetuser1

Approvals required

Queue	Description	Level	Approvers
B011	VP INSTRUCTION BUDG	1	Deptchair4, Deptchair4
B011	VP INSTRUCTION BUDG	2	Dean4, Dean4
BUDG	ONLINE BUDGET TRANSFER ACCT REVIEW 1		Yvette Shane
BUDG	ONLINE BUDGET TRANSFER ACCT REVIEW 2		Emma Valenzuela Rosa Royce

No approvals have been recorded for this document

[Budget Queries | Encumbrance Query | Requisition | Approve Documents | View Document | Budget Transfer | Multiple Line Budget Transfer | Delete Finance Template/Queries]

RELEASE: 8.2

BANNER FINANCE SUPPORT

Support for Banner Finance modules (Budget Transfers and Approvals) is divided among the IT and Fiscal Services Departments.

ISSUE	DEPARTMENT	CONTACT
Accessing Banner	IT Help Desk	Ext. 4357
Personal passwords		
User ID		
Budget questions	Fiscal Services – Marisa Ziegenhohn	Ext. 6445
Access to Banner Finance forms		
Creating an Online Budget Transfer	Fiscal Services – Melanie Lazo Fiscal Services – Yvette Shane budgetrevisions@mtsac.edu	Ext. 5388 Ext. 5530
Approvals		
Sending Back-up Documentation		
Deleting Disapproved Budget Transfers		