



1. Click printer icon (top right or center bottom).
2. Change "destination"/printer to "Save as PDF."
3. Click "Save."



LC27. Interesting People – Harriet Tubman

Student Name: _____ Student ID Number: _____

Instructor: _____ Level: _____ Date: _____

For media links in this activity, visit [the LLC ESL Tutoring website for Upper Level SDLAs](#). Find your SDLA number to see all the resources to finish your SDLA.

Section 1: Historical Background

In this SDLA, you will learn about an amazing woman in U.S. history, Harriet Tubman, who fought to end slavery and helped others her entire life. Her bravery saved many lives and inspires people today.

How much do you know about the history of slavery in the United States? Read the statements and choose the correct answer. **Then check your answers below.**

1. Slavery was legal in the United States for over _____ years.

a. 400	c. 200
b. 100	d. 50
2. By _____, slavery was illegal in the Northern States. However, it was still very much a part of the South (Confederacy).

a. 1891	c. 1804
b. 1825	d. 1814
3. Freed Black Americans and white abolitionists in the North opposed slavery because they knew it is immoral. The war between the Northern States and the Southern States was called the _____ War, which lasted until 1865.

a. Northern	c. Great American
b. Southern	d. Civil
4. At this time, the President of the United States was _____.

a. Abraham Lincoln	b. Franklin D. Roosevelt	c. George Washington
--------------------	--------------------------	----------------------
5. The Underground Railroad was a secret network of people and places that helped enslaved people escape slavery in the South. It extended into Mexico and _____.

a. Canada	c. Texas
b. Florida	d. California





Part 2: Video Questions.

Now that you have watched the video, answer the questions about Harriet Tubman’s life.

1. What was Harriet Tubman’s name at birth? When did she change her name?

2. Why did she have sleeping spells and visions?

3. What was one important thing that lumbering allowed her to do?

4. How many people did Harriet Tubman save?

5. How many trips did she take on the Underground Railroad?

6. Where did she take the people she freed?

7. What was her nickname?

8. What did she do during the Civil War?

9. After slavery was abolished, what else did Harriet Tubman accomplish?





Part 3: Discussion Questions

Write your answers to the discussion questions. Be prepared to share your answers with the tutor.

- 1. Harriet Tubman will be replacing President Andrew Jackson, who was notoriously against freeing enslaved persons, as the face on the \$20 bill. What is the significance of putting her on the \$20 bill?

- 2. During the anti-racism protests in 2020, people in the U.S. and around the world called for a removal of statues or monuments dedicated to racist historical figures. Why do you think some people *oppose* removing the statues? If you were a city mayor, what would you do?

- 3. In your opinion, what is the *most* interesting thing about Harriet Tubman’s life?

Section 4: Follow in Harriet’s Footsteps

Part 1: Order of Events

Number the events first (1) to last (4) to put Harriet Tubman’s accomplishments in order.

___ Raised money to build schools & a hospital for formerly enslaved people



___ Fought for women’s rights.



___ Became the first woman in U.S. history to lead a military raid



___ Made 13 trips to the South to free people





Part 2: Fight for a cause.

Harriet Tubman helped raise funds to build a school, a hospital, and a home for the elderly. A cause is something (such as an organization, belief, idea, or goal) that a group or people support or fight for. If you could make a difference in the world, what would you do? Who would you fight for?

Fill out the chart below for a cause that you feel strongly about. You will discuss your chart with the tutor.

Below is an example chart for your reference.

Example

My cause: fight against homelessness

Current budget: \$200

Funds necessary: \$500,000

Goals: Build free public showers for the homeless

Plan of action 1: Raise money through GoFundMe, Kickstarter, etc.

Plan of action 2: Get permits necessary

Plan of action 3: Buy mobile showers & advertise to the public

My Cause





- My cause: _____
- Current budget: _____
- Funds needed: _____
- Goal(s): _____
 - Plan of action 1: _____
 - Plan of action 2: _____
 - Plan of action 3: _____





Section 5: What Did I Learn

Complete this table BEFORE meeting with a tutor.

Communication Skill	I can't do this YET. 	I can do this WITH help. 	I can do this WITHOUT help. 	I can TEACH this to a classmate. 
I can understand some vocabulary related to a historical period in the U.S.				
I can explain who Harriet Tubman is, what she did, and recall the events of her life.				
I can state my opinion in connection to the subject and support my ideas.				
I can communicate a goal and discuss plans to achieve that goal.				

Here are some words/phrases I need to practice.

Good Job!

Now make an appointment

with a tutor on the LLC ESL Tutoring Website

www.mtsac.edu/llc/passportrewards/llctutoring








Section 6: Practice with a Tutor!

After completing the self-assessment, meet with a tutor and give this completed SDLA to the tutor. The tutor will give you feedback.

Grading Rubric

Possible Points	Need Practice  (0-1 Point)	Good Job  (2-3 Points)	Excellent Work  (4-5 Points)
Content	Not enough information provided in responses and often does not use correct vocabulary.	Provides most important information in responses and some of the time uses correct vocabulary.	Provides all necessary information in responses and most of the time uses correct vocabulary.
Skill: Speaking	More than 6 mistakes saying words; needs guessing more than 3 times.	Not more than 5 mistakes saying words; needs guessing on 1-2 words or sentences.	Not more than 2 mistakes saying words; needs no guess about meaning.
Oral Fluency	Speaks mostly in phrases, individual words; many pauses.	Sometimes speaks in complete sentences; several pauses.	Speaks in complete sentences; a couple pauses okay.

*Students must receive at least 10 points to move on

Possible Points: _____ / 15

Tutor Comments:

Congratulations! Keep going.

You have successfully completed this SDLA and are ready to continue to the next.

Work on this more.

You have not yet mastered this SDLA. It is recommended that you complete it again.

Tutor Signature: _____

Date: _____

