

Placement Distribution

English Placement Test (AWE)

	2011 - 2012 (July 1 - June 30)		2012-2013 (July 1 - June 30)		2013-2014 (July 1 - June 30)		2014-2015 (July 1 - June 30)				2015-2016 (July 1 - June 30)				2016-2017 (July 1 - September 30)			
			Multiple Measures Revision		Rubric Revision - October 2013		Duplicated		Unduplicated		Duplicated		Unduplicated		Duplicated		Unduplicated	
English 1A	659	5%	1,337	11%	1,702	14%	1,874	14%	1,874	14%	1,442	11%	1,441	11%	345	11%	345	11%
English 68	3,229	25%	4,057	33%	4,151	34%	4,291	32%	4,258	32%	4,268	34%	4,225	34%	1,117	35%	1,114	35%
English 67	5,813	45%	4,621	37%	4,133	34%	4,584	34%	4,534	34%	4,619	36%	4,565	36%	1,166	37%	1,162	37%
LERN 81	2,037	16%	1,145	9%	1,087	9%	1,299	10%	1,286	10%	1,134	9%	1,128	9%	272	9%	272	9%
AmLa 43W	239	2%	291	2%	281	2%	293	2%	285	2%	321	3%	317	3%	80	3%	80	3%
AmLa 42W	494	4%	496	4%	458	4%	558	4%	544	4%	487	4%	476	4%	97	3%	97	3%
AmLa 41W	342	3%	294	2%	314	3%	358	3%	343	3%	304	2%	300	2%	68	2%	68	2%
ESL	118	0.9%	92	0.7%	81	0.7%	91	0.7%	89	0.7%	88	0.7%	86	0.7%	17	0.5%	17	0.5%
Total	12,931		12,333		12,207		13,348		13,213		12,663		12,538		3,162		3,155	

Mt. SAC Math Placement Test (MATH)

	2011 - 2012 (July 1 - June 30)		2012-2013 (July 1 - June 30)		2013-2014 (July 1 - June 30)		2014-2015 (July 1 - June 30)				2015-2016 (July 1 - June 30)				2016-2017 (July 1 - September 30)			
							Duplicated		Unduplicated		Duplicated		Unduplicated		Duplicated		Unduplicated	
Math 51	1,296	15%	1,155	14%	1,011	14%	1,028	14%	1,025	14%	969	14%	966	14%	316	14%	316	14%
Math 50	2,988	35%	2,843	36%	2,465	34%	2,589	35%	2,583	35%	2,506	36%	2,496	36%	831	37%	831	37%
LERN 49	3,556	41%	3,302	41%	3,184	43%	3,103	42%	3,080	42%	2,860	41%	2,840	41%	917	40%	915	40%
LERN 48	752	9%	679	9%	698	9%	718	10%	717	10%	639	9%	635	9%	212	9%	212	9%
Total	8,592		7,979		7,358		7,438		7,405		6,974		6,937		2,276		2,274	

Intermediate Algebra Placement Test (MDT2)

	2011 - 2012 (July 1 - June 30)		2012-2013 (July 1 - June 30)		2013-2014 (July 1 - June 30)		2014-2015 (July 1 - June 30)				2015-2016 (July 1 - June 30)				2016-2017 (July 1 - September 30)			
							Duplicated		Unduplicated		Duplicated		Unduplicated		Duplicated		Unduplicated	
Math 61, 71	2,207	49%	2,304	50%	2,196	45%	2,427	46%	2,425	47%	2,460	45%	2,458	46%	664	48%	664	48%
Not Qualify	2,332	51%	2,310	50%	2,676	55%	2,817	54%	2,765	53%	2,957	55%	2,897	54%	709	52%	708	52%
Total	4,539		4,614		4,872		5,244		5,190		5,417		5,355		1,373		1,372	

College Level Math Placement Test (MDT3)

	2011 - 2012 (July 1 - June 30)		2012-2013 (July 1 - June 30)		2013-2014 (July 1 - June 30)		2014-2015 (July 1 - June 30)				2015-2016 (July 1 - June 30)				2016-2017 (July 1 - September 30)			
							Duplicated		Unduplicated		Duplicated		Unduplicated		Duplicated		Unduplicated	
Math 100, 110, 120, 130, 150, 160	1,427	57%	1,572	60%	1,764	59%	1,997	58%	1,989	59%	2,030	57%	2,020	58%	398	59%	398	59%
Not Qualify	1,081	43%	1,034	40%	1,211	41%	1,426	42%	1,408	41%	1,502	43%	1,468	42%	271	41%	271	41%
Total	2,508		2,606		2,975		3,423		3,397		3,532		3,488		669		669	

Placement Distribution

Calculus Placement Test (MDT4)

	2011 - 2012 (July 1 - June 30)		2012-2013 (July 1 - June 30)		2013-2014 (July 1 - June 30)		2014-2015 (July 1 - June 30)				2015-2016 (July 1 - June 30)				2016-2017 (July 1 - September 30)			
							Duplicated		Unduplicated		Duplicated		Unduplicated		Duplicated		Unduplicated	
	Cutscore Revision																	
Math 140, 180	485	79%	487	70%	483	64%	636	69%	620	69%	606	71%	584	71%	174	75%	174	75%
Math 140	53	9%	87	13%	97	13%	93	10%	91	10%	101	12%	100	12%	24	10%	24	10%
Not Qualify	74	12%	117	17%	173	23%	192	21%	190	21%	148	17%	144	17%	34	15%	33	14%
Total	612		691		753		921		901		855		828		232		231	

Math - All

	2011 - 2012 (July 1 - June 30)		2012-2013 (July 1 - June 30)		2013-2014 (July 1 - June 30)		2014-2015 (July 1 - June 30)				2015-2016 (July 1 - June 30)				2016-2017 (July 1 - September 30)			
							Duplicated		Unduplicated		Duplicated		Unduplicated		Duplicated		Unduplicated	
	Cutscore Revision																	
Math 140, 180	538	4%	574	5%	580	5%	729	6%	711	6%	707	6%	684	6%	198	6%	198	6%
Math 100, 110, 120, 130, 150, 160	1,427	11%	1,572	13%	1,764	15%	1,997	16%	1,989	16%	2,030	17%	2,020	17%	398	11%	398	11%
Math 61, 71	2,207	17%	2,304	19%	2,196	18%	2,427	19%	2,425	19%	2,460	20%	2,458	20%	664	19%	664	19%
Math 51	1,296	10%	1,155	9%	1,011	8%	1,028	8%	1,025	8%	969	8%	966	8%	316	9%	316	9%
Math 50	2,988	23%	2,843	23%	2,465	21%	2,589	21%	2,583	21%	2,506	21%	2,496	21%	831	24%	831	24%
LERN 49	3,556	28%	3,302	27%	3,184	27%	3,103	25%	3,080	25%	2,860	23%	2,840	23%	917	26%	915	26%
LERN 48	752	6%	679	5%	698	6%	718	6%	717	6%	639	5%	635	5%	212	6%	212	6%
Total	12,764		12,429		11,898		12,591		12,530		12,171		12,099		3,536		3,534	

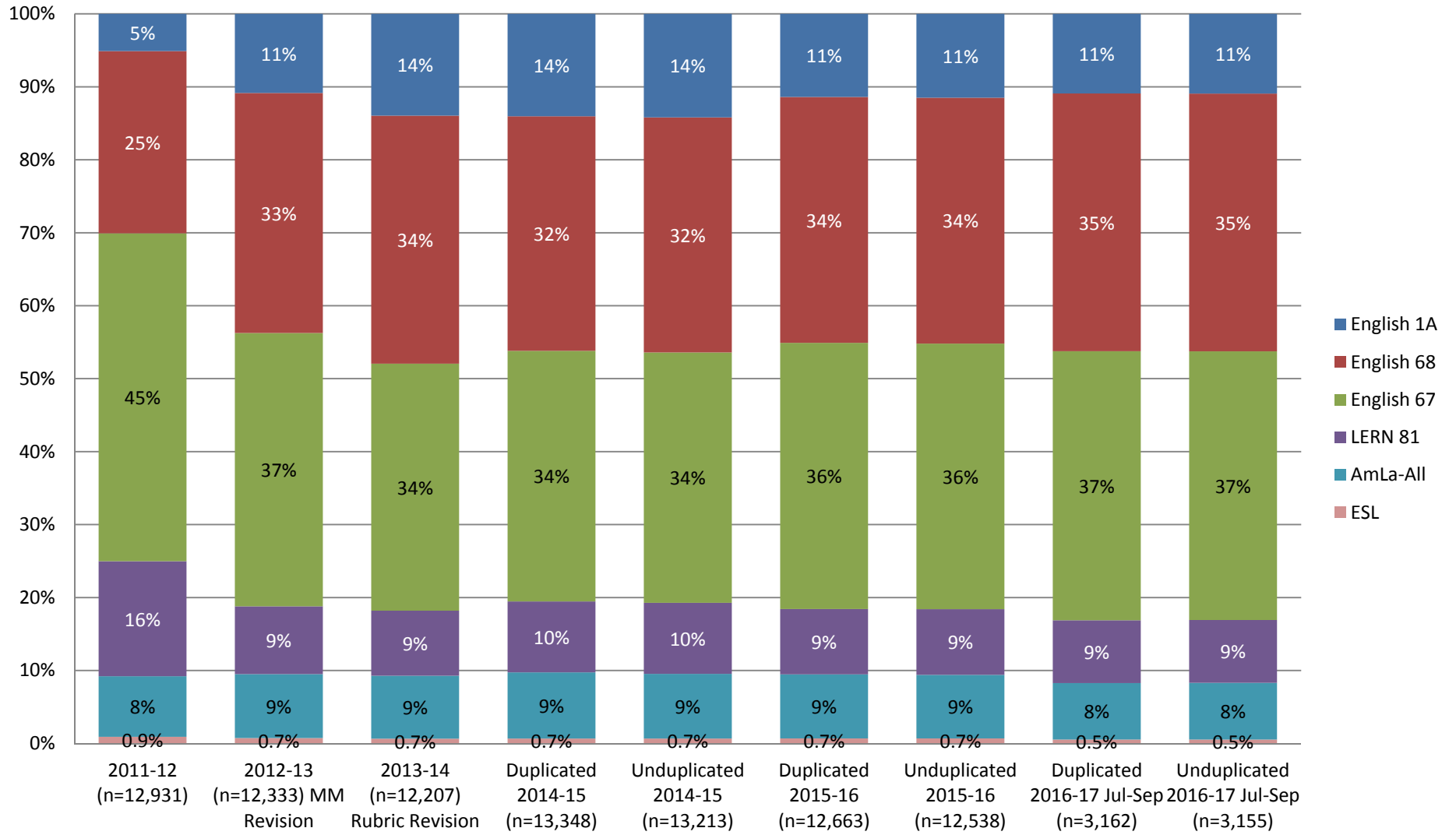
Reading (DRP)

	2011 - 2012 (July 1 - June 30)		2012-2013 (July 1 - June 30)		2013-2014 (July 1 - June 30)		2014-2015 (July 1 - June 30)				2015-2016 (July 1 - June 30)				2016-2017 (July 1 - September 30)			
							Duplicated		Unduplicated		Duplicated		Unduplicated		Duplicated		Unduplicated	
	Cutscore Revision																	
READ 100	4,340	51%	4,471	54%	4,318	55%	4,357	55%	4,357	55%	3,721	54%	3,702	54%	1,215	49%	1,208	49%
READ 90	2,919	34%	2,801	34%	2,522	32%	2,554	32%	2,542	32%	2,192	32%	2,177	32%	890	36%	883	36%
READ 80	1,160	14%	922	11%	960	12%	973	12%	968	12%	847	12%	841	12%	327	13%	326	13%
READ 70	112	1%	110	1%	112	1%	110	1%	110	1%	86	1%	86	1%	42	2%	42	2%
Total	8,531		8,304		7,912		7,994		7,977		6,846		6,806		2,474		2,459	

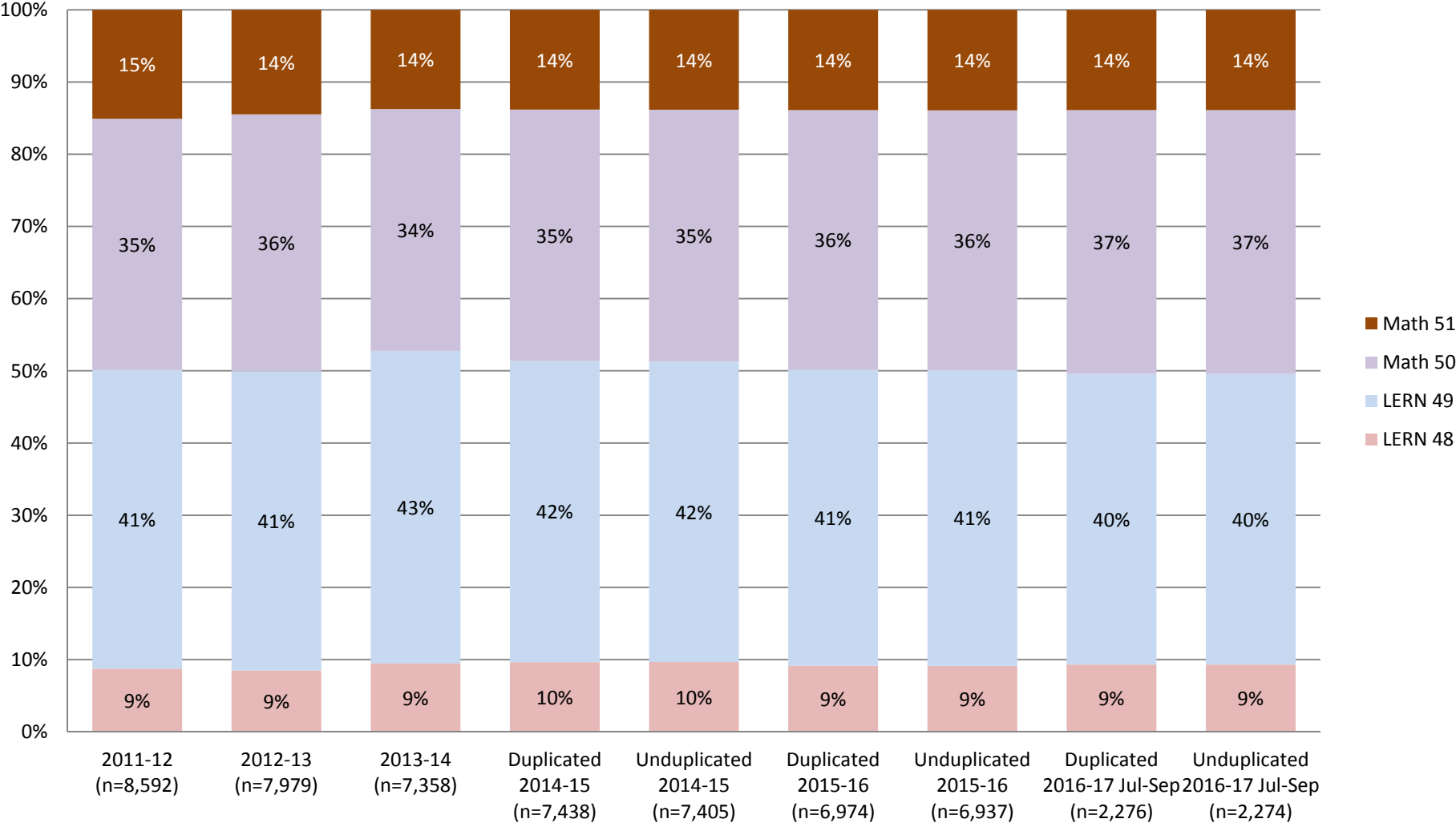
Reading (COMPASS/ESL)

	2011 - 2012 (July 1 - June 30)		2012-2013 (July 1 - June 30)		2013-2014 (July 1 - June 30)		2014-2015 (July 1 - June 30)				2015-2016 (July 1 - June 30)				2016-2017 (July 1 - September 30)			
							Duplicated		Unduplicated		Duplicated		Unduplicated		Duplicated		Unduplicated	
	Cutscore Revision																	
Recommend DRP	80	15%	71	11%	69	11%	95	14%	95	14%	63	10%	63	10%	25	12%	25	12%
AmLa 33R	197	37%	238	38%	234	38%	238	35%	238	36%	218	33%	216	33%	64	31%	64	31%
AmLa 32R	131	25%	157	25%	135	22%	141	21%	140	21%	148	23%	148	23%	56	27%	56	27%
AmLa 31R	100	19%	125	20%	144	24%	166	25%	164	25%	176	27%	173	27%	47	23%	47	23%
ESL	18	3%	29	5%	26	4%	32	5%	32	5%	49	7%	47	7%	14	7%	14	7%
Total	526		620		608		672		669		654		647		206		206	

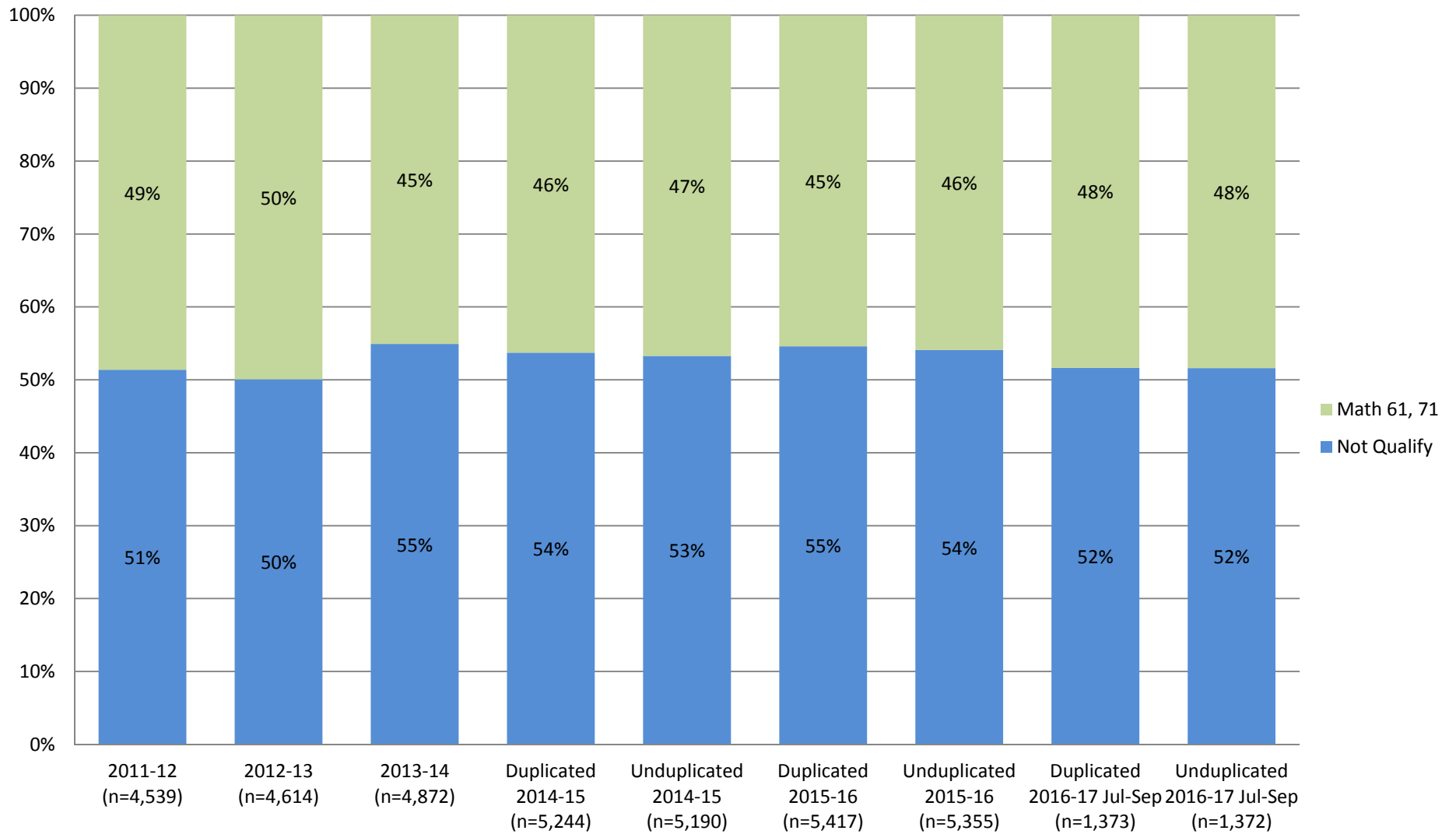
Placement Distribution - English (AWE)



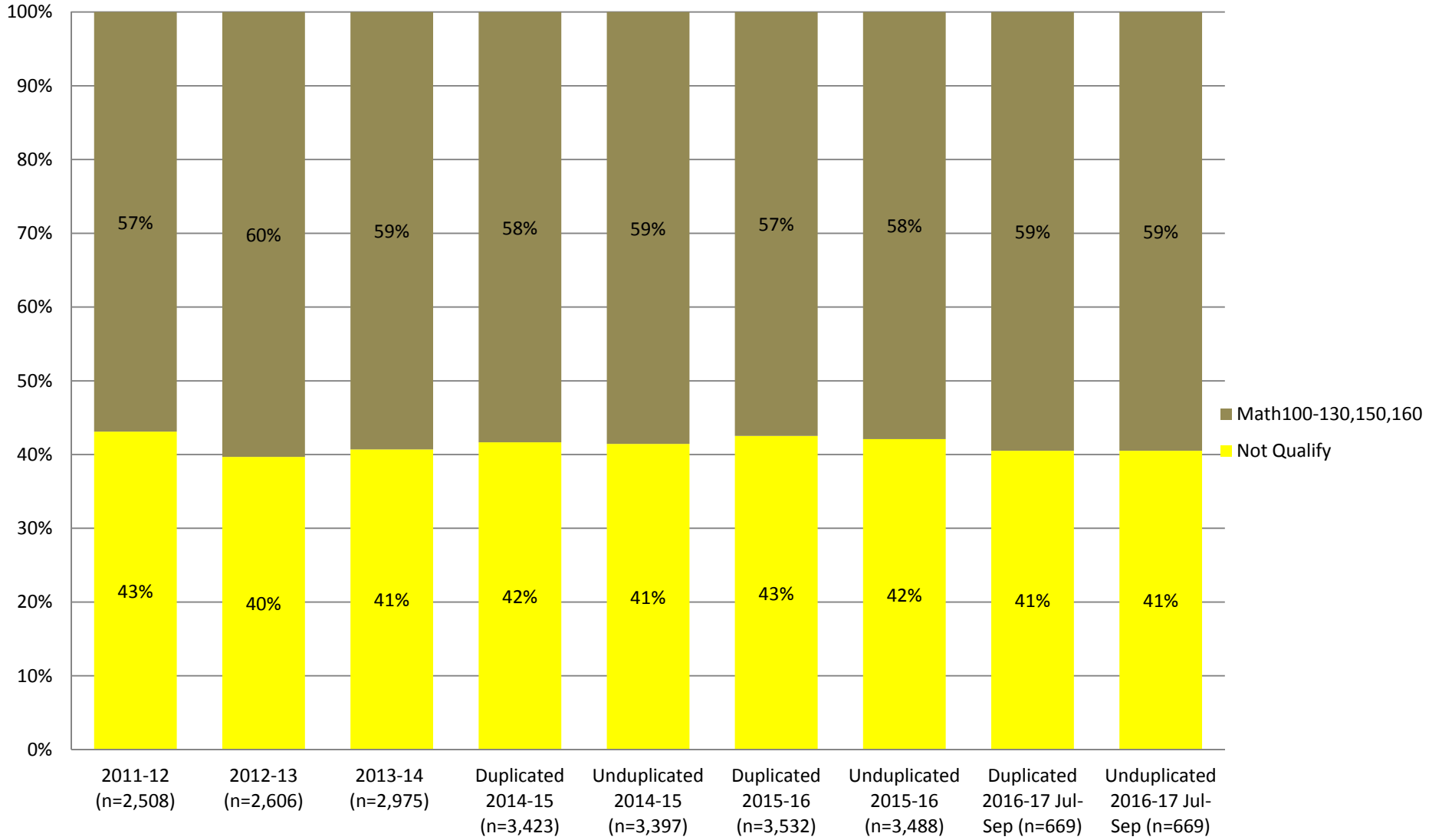
Placement Distribution - Mt. SAC Math



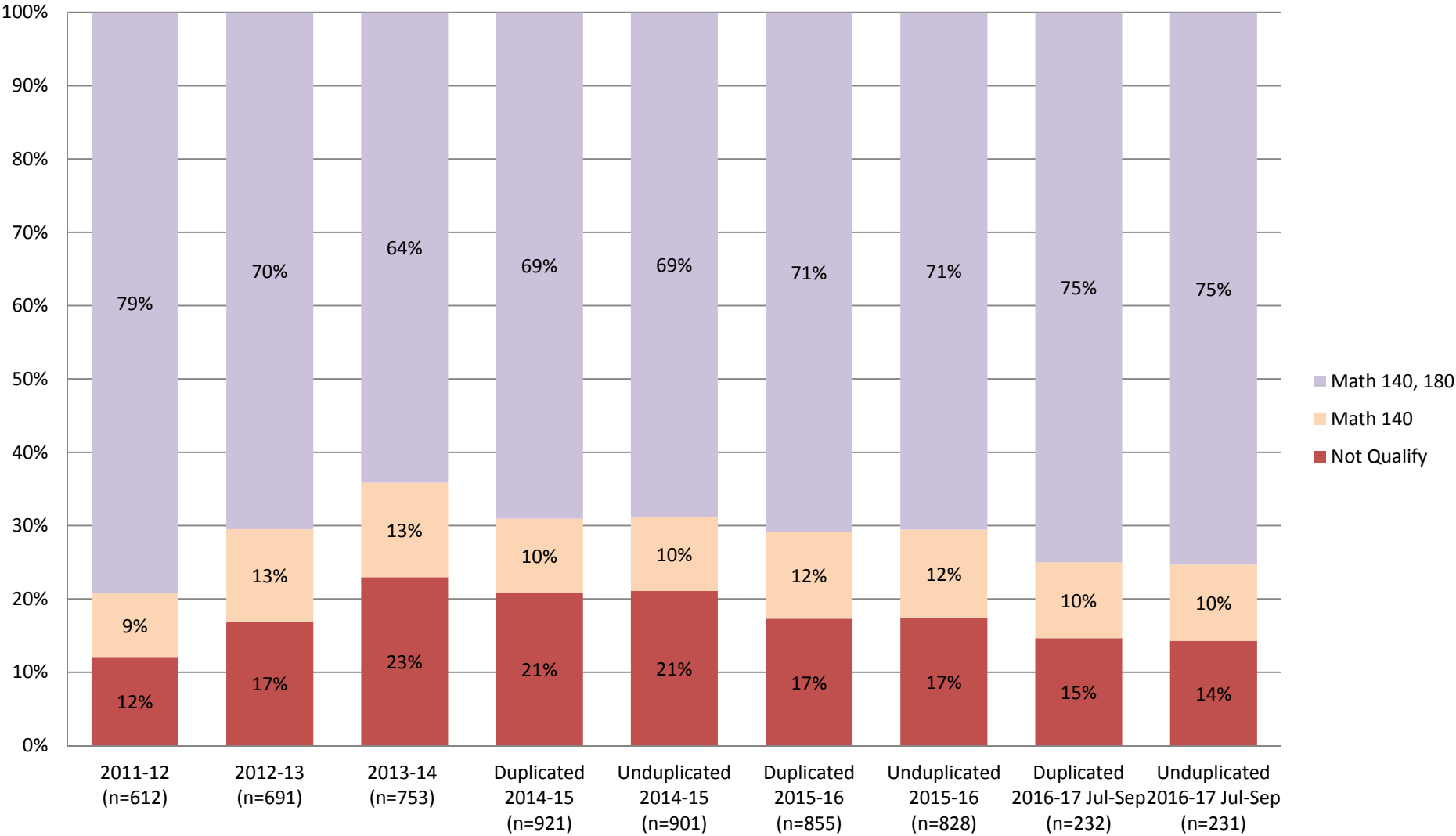
Placement Distribution - Intermediate Algebra



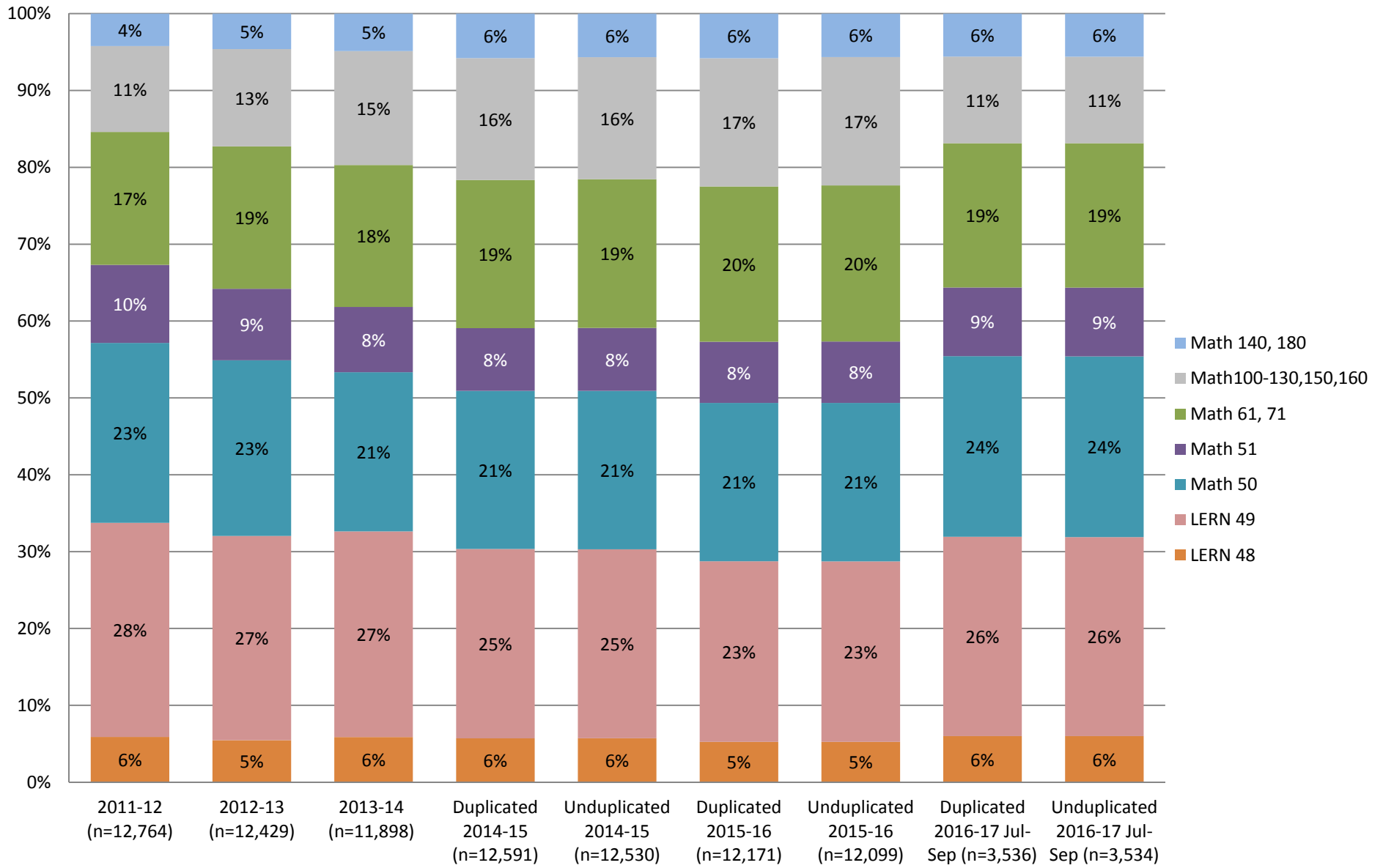
Placement Distribution - College Level Math



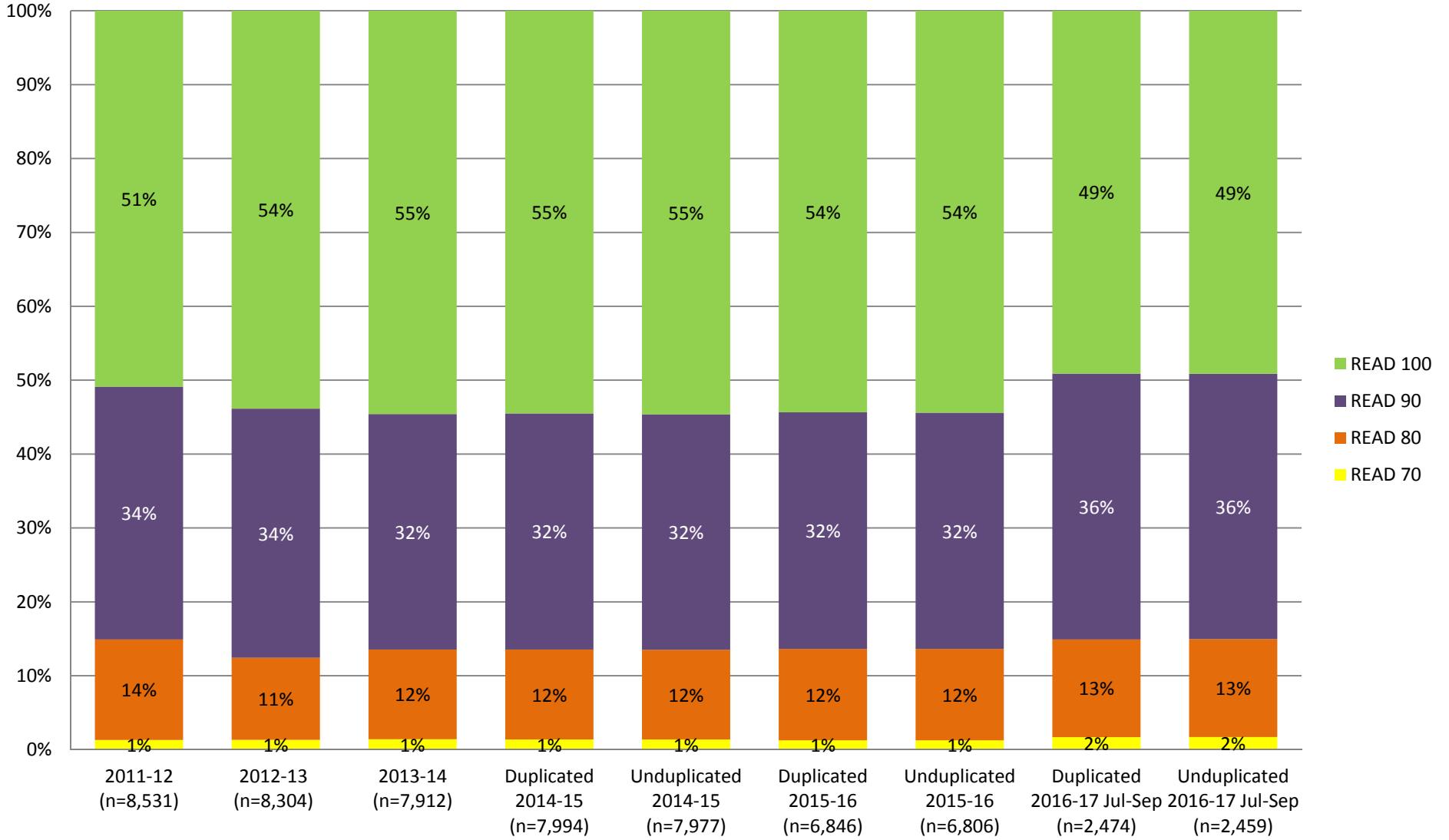
Placement Distribution - Calculus



Placement Distribution - Math (All)



Placement Distribution - Reading (DRP)



Placement Distribution - Reading (COMPASS/ESL)

