



AANAPISI Grant Annual Report

Grant 2 Year One (Fall 2016 through Summer 2017)

Prepared by Lisa DiDonato, Educational Research Assessment Analyst

6/26/2018



Arise Year 1 Grant 2 (2016/17) Data Reports

Table of Contents

| Report Number | | Page Number |
|--------------------------|--|------------------------|
| 1 | Year 1 Grant Objective Outcomes | 1 |
| 2 | Digital Stories Presentation February 2017 Survey Results | 4 |
| 3 | Digital Stories Presentation May 2017 Survey Results | 8 |
| 4 | Fall 2016 Moana Fieldtrip Survey Results | 13 |
| 5 | Fall 2016 Welcome Back Event Survey Results | 19 |
| 6 | Spring 2017 Welcome Back Event Survey Results | 27 |
| 7 | Spring 2017 ASAP Letter Sample and Data Summary | 35 |
| 8 | ASAP Letter Focus Group | 41 |
| 9 | Spring 2017 Cultural Heritage Week Luncheon Survey Results | 42 |
| 10 | Spring 2017 Cultural Heritage Week Culutral Night Survey Results | 49 |
| 11 | Fale Fono Year 1 Survey Results | 56 |
| 12 | Winter 2017 GRASP Student Retreat Survey Results | 62 |
| 13 | Year 1 Arise Program Demographic Report | 69 |
| 14 | Year 1 Arise Usage Report | 74 |
| 15 | Summer 2017 Arise Leadership Retreat Survey Results | 80 |

AANAPISI Grant Objectives Outcomes

| Objective 1a | Performance Measures and Timelines | | Annual Progress | | | |
|---|------------------------------------|--------|-----------------|------------|---------|-------------|
| The number of Arise students Completing English 1A will increase by 5% each year. | Year | Target | Actuals | | | Target Met? |
| | Baseline (2016-17) | 43% | Total N | English 1A | Percent | |
| | Year 1 (2016-2017) | 43% | 358 | 155 | 43% | Yes |
| | Year 2 (2017-2018) | 48% | | | | |
| | Year 3 (2018-2019) | 53% | | | | |
| | Year 4 (2019-2020) | 58% | | | | |
| | Year 5 (2020-2021) | 63% | | | | |
| Objective 1b | Performance Measures and Timelines | | Annual Progress | | | |
| The number of Arise students Completing Math 71 will increase by 5% each year. | Year | Target | Actuals | | | Target Met? |
| | Baseline (2016-17) | 38% | Total N | Math 71+ | Percent | |
| | Year 1 (2016-2017) | 38% | 358 | 136 | 38% | Yes |
| | Year 2 (2017-2018) | 43% | | | | |
| | Year 3 (2018-2019) | 48% | | | | |
| | Year 4 (2019-2020) | 53% | | | | |
| | Year 5 (2020-2021) | 58% | | | | |
| Objective 2 | Performance Measures and Timelines | | Annual Progress | | | |
| The number of Arise students successfully completing math coursework following program interventions will increase by 5% each year. | Year | Target | Actuals | | | Target Met? |
| | Baseline (2016-17) | 37% | Total N | Completers | Percent | |
| | Year 1 (2016-2017) | 37% | 358 | 134 | 37% | Yes |
| | Year 2 (2017-2018) | 42% | | | | |
| | Year 3 (2018-2019) | 47% | | | | |
| | Year 4 (2019-2020) | 52% | | | | |
| | Year 5 (2020-2021) | 57% | | | | |
| Objective 3 | Performance Measures and Timelines | | Annual Progress | | | |
| Upon completion of English language development interventions, the number of Arise ELL students successfully completing their AMLA and English courses will increase by 5% each year. | Year | Target | Actuals | | | Target Met? |
| | Baseline (2016-17) | 58% | Total N | Completers | Percent | |
| | Year 1 (2016-2017) | 58% | 98 | 57 | 58% | Yes |
| | Year 2 (2017-2018) | 63% | | | | |
| | Year 3 (2018-2019) | 68% | | | | |
| | Year 4 (2019-2020) | 73% | | | | |
| | Year 5 (2020-2021) | 78% | | | | |
| Objective 4 | Performance Measures and Timelines | | Annual Progress | | | |
| Increase the number of Arise students who graduate/transfer by 5% each year. | Year | Target | Actuals | | | Target Met? |
| | Baseline (2016-17) | | Total N | Graduates | Percent | |
| | Year 1 (2016-2017) | 18% | 358 | 66 | 18% | Yes |
| | Year 2 (2017-2018) | 23% | | | | |
| | Year 3 (2018-2019) | 28% | | | | |
| | Year 4 (2019-2020) | 33% | | | | |
| | Year 5 (2020-2021) | 38% | | | | |
| Objective 5 | Performance Measures and Timelines | | Annual Progress | | | |
| 80% of Arise students will complete an educational plan, documenting their career goals and courses needed to graduate/transfer within two semesters of joining the program. | Year | Target | Actuals | | | Target Met? |
| | Baseline (2016-17) | | Total N | Ed Plans | Percent | |
| | Year 1 (2016-2017) | | 358 | 321 | 90% | Yes |
| | Year 2 (2017-2018) | 80% | | | | |
| | Year 3 (2018-2019) | | | | | |
| | Year 4 (2019-2020) | | | | | |
| | Year 5 (2020-2021) | | | | | |

AANAPISI Grant Objectives Outcomes

| Objective 6 | Performance Measures and Timelines | | Annual Progress | | | |
|--|------------------------------------|-------------|-----------------|-------------|---------|-------------|
| 70% of Arise students will complete English writing and placement tests within two semesters of joining the program. | Year | Target | Actuals | | | Target Met? |
| | Baseline (2016-17) | 70% | Total N | Count | Percent | |
| | Year 1 (2016-2017) | | 358 | 347 | 97% | Yes |
| | Year 2 (2017-2018) | | | | | |
| | Year 3 (2018-2019) | | | | | |
| | Year 4 (2019-2020) | | | | | |
| Year 5 (2020-2021) | | | | | | |
| Objective 7 | Performance Measures and Timelines | | Annual Progress | | | |
| 70% of Arise students will participate in financial literacy programming. | Year | Target | Actuals | | | Target Met? |
| | Baseline (2016-17) | 70% | Total N | Count | Percent | |
| | Year 1 (2016-2017) | | 358 | 22 | 6% | No |
| | Year 2 (2017-2018) | | | | | |
| | Year 3 (2018-2019) | | | | | |
| | Year 4 (2019-2020) | | | | | |
| Year 5 (2020-2021) | | | | | | |
| Objective 8 | Performance Measures and Timelines | | Annual Progress | | | |
| 70% of new Arise students will complete 70% of their Guided Pathways checklist of tasks within one year of program enrollment. | Year | Target | Actuals | | | Target Met? |
| | Baseline (2016-17) | 70% | Total N | Count | Percent | |
| | Year 1 (2016-2017) | | 169 | 139 | 82% | Yes |
| | Year 2 (2017-2018) | | | | | |
| | Year 3 (2018-2019) | | | | | |
| | Year 4 (2019-2020) | | | | | |
| Year 5 (2020-2021) | | | | | | |
| Objective 9 | Performance Measures and Timelines | | Annual Progress | | | |
| 70% of Arise students who participate in program activities will self-report an enhanced sense of identity and confidence in their abilities to achieve their academic goals. | Year | Target | Actuals | | | Target Met? |
| | Baseline (2016-17) | 70% | Total N | Count | Percent | |
| | Year 1 (2016-2017) | | 115 | 110 | 96% | Yes |
| | Year 2 (2017-2018) | | | | | |
| | Year 3 (2018-2019) | | | | | |
| | Year 4 (2019-2020) | | | | | |
| Year 5 (2020-2021) | | | | | | |
| Objective 10a | Performance Measures and Timelines | | Annual Progress | | | |
| Create at least five professional development activities that promote cultural responsiveness and best practices in working with AANAPI students. | Year | Target | Actuals | | | Target Met? |
| | Baseline (2016-17) | 5 | Total N | Grand Total | | |
| | Year 1 (2016-2017) | | 4 | 4 | | Yes |
| | Year 2 (2017-2018) | | | | | |
| | Year 3 (2018-2019) | | | | | |
| | Year 4 (2019-2020) | | | | | |
| Year 5 (2020-2021) | | | | | | |
| Objective 10b | Performance Measures and Timelines | | Annual Progress | | | |
| 70% of College personnel participating in grant-funded professional development will self-report increased awareness, understanding, and will attempt to implement one new strategy in working with AANAPI students. | Year | Target | Actuals | | | Target Met? |
| | Baseline (2016-17) | 70% | Total N | Count | Percent | |
| | Year 1 (2016-2017) | | 3 | 3 | 100% | Yes |
| | Year 2 (2017-2018) | | | | | |
| | Year 3 (2018-2019) | | | | | |
| | Year 4 (2019-2020) | | | | | |
| Year 5 (2020-2021) | | | | | | |
| Objective 11 | Performance Measures and Timelines | | Annual Progress | | | |
| Complete the grant evaluation plan on a semi-annual and annual basis by tracking effectiveness of various intervention strategies. | Year | Target | Actuals | | | Target Met? |
| | Baseline (2016-17) | Annual Data | Completed | | | |
| | Year 1 (2016-2017) | 1 | 1 | | | Yes |
| | Year 2 (2017-2018) | | | | | |
| | Year 3 (2018-2019) | | | | | |
| | Year 4 (2019-2020) | | | | | |
| Year 5 (2020-2021) | | | | | | |

AANAPISI Grant Objectives Outcomes

| Objective 12 | Performance Measures and Timelines | | Annual Progress | |
|---|------------------------------------|-------------|-----------------|-------------|
| At least two focus groups of AANAPI students will be held each year. | Year | Target | Actuals | Target Met? |
| | Baseline (2016-17) | Annual Data | Count | |
| | Year 1 (2016-2017) | 2 | 1 | No |
| | Year 2 (2017-2018) | | | |
| | Year 3 (2018-2019) | | | |
| | Year 4 (2019-2020) | | | |
| | Year 5 (2020-2021) | | | |
| Objective 13 | Performance Measures and Timelines | | Annual Progress | |
| Compile research data and survey data annually to measure improvement in retention, course pass rates, and graduation/transfer. | Year | Target | Actuals | Target Met? |
| | Baseline (2016-17) | Annual Data | Grand Total | |
| | Year 1 (2016-2017) | 15 | 15 | Yes |
| | Year 2 (2017-2018) | | | |
| | Year 3 (2018-2019) | | | |
| | Year 4 (2019-2020) | | | |
| | Year 5 (2020-2021) | | | |



Year 6 Faculty Flex Day Digital Stories Screening Survey Results February 2017

The AANAPISI grant at MT. SAC aims to provide a networked link of services and activities to improve the academic achievement and personal development of its students. On February 24, 2017, select digital stories of Arise students were screened at the Faculty Flex Day. A survey of those in attendance is collected. This report contains the results of that survey.

Summary Results

- 100% of the respondents "Strongly Agreed" that they learned something of value to their role as a faculty member.
- 91% of the respondents "Strongly Agreed" that they learned something of interest.
- 100% of the respondents either "Agreed" or "Strongly Agreed" that the event met their expectations.
- 91% of those who completed the survey "Strongly Agreed" or "Agreed" that the session exceeded their expectations.

*The following report is only possible because of the insight and assistance provided by IT. When you are referring to the data from this report, please remember to acknowledge that it was done through the Research and Institutional Effectiveness office in collaboration with the aforementioned persons and that it was completed on 4/9/2018 . Prepared By:
Lisa DiDonato, ERAA, AANAPISI Grant (RIE)*

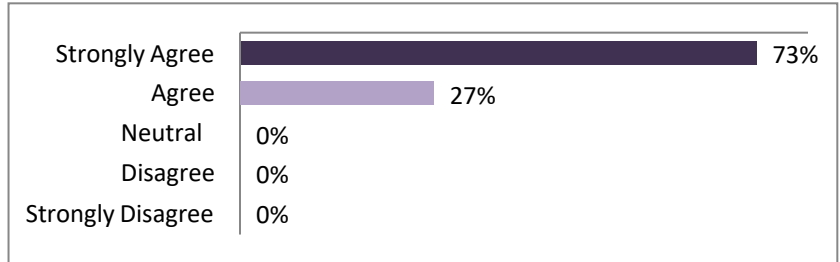
Workshop Evaluation Results for: Digital Stories Screening

In February 2017, a screening was held of Arise student digital stories, as part of faculty flex day. Those in attendance were asked to complete a brief survey about the event. 11 forms were completed. The results of that survey are provided below.

Mark your level of agreement with the following statements.

This session met my expectations.

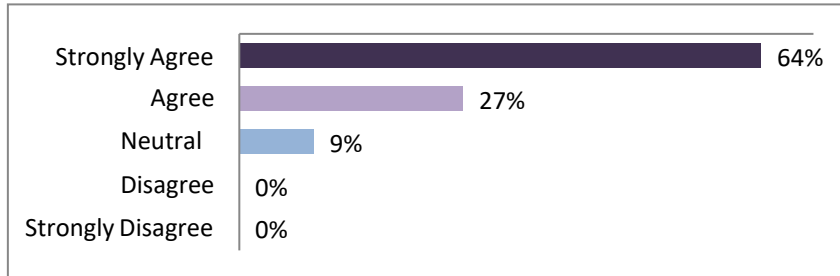
| Response | Count | Percent |
|-------------------|-----------|-------------|
| Strongly Agree | 8 | 73% |
| Agree | 3 | 27% |
| Neutral | 0 | 0% |
| Disagree | 0 | 0% |
| Strongly Disagree | 0 | 0% |
| Total | 11 | 100% |



100% of the respondents either "Agreed" or "Strongly Agreed" that the event met their expectations.

This session exceeded my expectations.

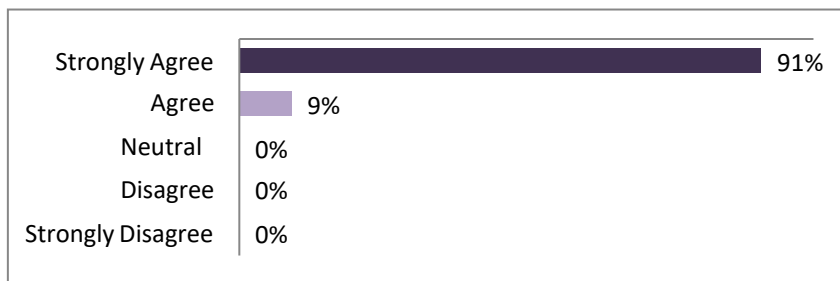
| Response | Count | Percent |
|-------------------|-----------|-------------|
| Strongly Agree | 7 | 64% |
| Agree | 3 | 27% |
| Neutral | 1 | 9% |
| Disagree | 0 | 0% |
| Strongly Disagree | 0 | 0% |
| Total | 11 | 100% |



91% of those who completed the survey "Strongly Agreed" or "Agreed" that the session exceeded their expectations.

The amount of information provided was appropriate.


| Response | Count | Percent |
|-------------------|-----------|-------------|
| Strongly Agree | 10 | 91% |
| Agree | 1 | 9% |
| Neutral | 0 | 0% |
| Disagree | 0 | 0% |
| Strongly Disagree | 0 | 0% |
| Total | 11 | 100% |



91% of those who responded to the survey "Strongly Agreed" that the amount of information provided was appropriate.

The presenter or presenter team seemed prepared for the topic(s) covered.

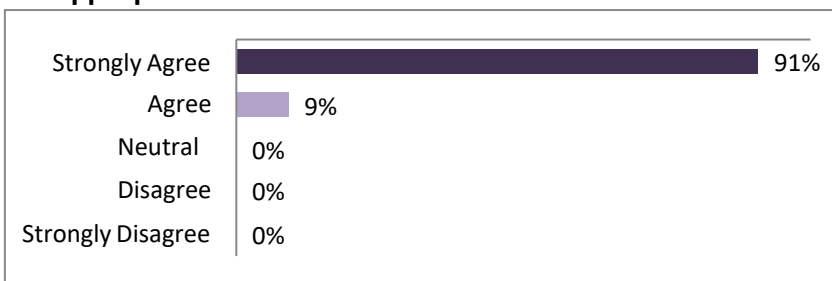
| Response | Count | Percent |
|-------------------|-----------|-------------|
| Strongly Agree | 10 | 91% |
| Agree | 1 | 9% |
| Neutral | 0 | 0% |
| Disagree | 0 | 0% |
| Strongly Disagree | 0 | 0% |
| Total | 11 | 100% |



91% of the respondents "Strongly Agreed" that the presenters seemed prepared for the topics covered.

The opportunity for interaction or to ask questions was appropriate.

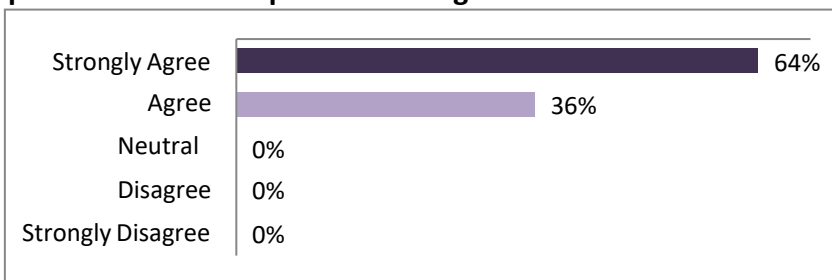
| Response | Count | Percent |
|-------------------|-----------|-------------|
| Strongly Agree | 10 | 91% |
| Agree | 1 | 9% |
| Neutral | 0 | 0% |
| Disagree | 0 | 0% |
| Strongly Disagree | 0 | 0% |
| Total | 11 | 100% |



91% of the respondents "Strongly Agreed" that the opportunity for interaction or to ask questions was appropriate.

This session should be offered as part of our regular professional development offerings.

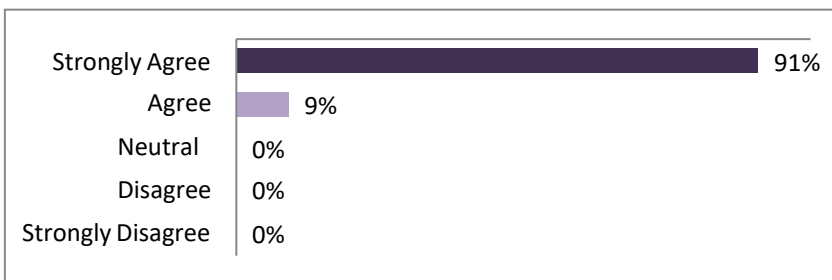
| Response | Count | Percent |
|-------------------|-----------|-------------|
| Strongly Agree | 7 | 64% |
| Agree | 4 | 36% |
| Neutral | 0 | 0% |
| Disagree | 0 | 0% |
| Strongly Disagree | 0 | 0% |
| Total | 11 | 100% |



64% of the respondents "Strongly Agreed" that this session should be offered as part of the regular professional development offerings. An additional "Agreed" with this statement.

I learned something of interest to me.

| Response | Count | Percent |
|-------------------|-----------|-------------|
| Strongly Agree | 10 | 91% |
| Agree | 1 | 9% |
| Neutral | 0 | 0% |
| Disagree | 0 | 0% |
| Strongly Disagree | 0 | 0% |
| Total | 11 | 100% |




91% of the respondents "Strongly Agreed" that they learned something of interest.

I learned something of value to my role as a faculty member.

| Response | Count | |
|-------------------|-----------|-------------|
| Strongly Agree | 10 | 100% |
| Agree | 0 | 0% |
| Neutral | 0 | 0% |
| Disagree | 0 | 0% |
| Strongly Disagree | 0 | 0% |
| Total | 10 | 100% |

Missing=1



100% of the respondents "Strongly Agree

Short answer responses to: "I learned something of value to my role as a faculty member."

I learned so much about the struggles students bring with them and how powerful the program Arise is.

I would love to hear more about where these videos will be housed and how they will be used as research data.

Thank you for the amazing work you are doing! Especially thanks to the students for sharing their stories with clarity, grace, humor, and courage. Telling our story is so powerful and in the current political climate, I wonder how we can use storytelling to support each other, speak truth to power, and perhaps open the hearts and minds of those who struggle to understand the needs and human rights of those who are different from them. Thank you- This session (students & stories) gave me some hope for the world.

Thank you-the students and their work were wonderful!

Wonderful job by the students. I want to hear more from more folks.

Wonderful stories that had interesting insight into AAPI lives.



Year 6 Arise Digital Stories Screening

The AANAPISI grant at MT. SAC aims to provide a networked link of services and activities to improve the academic achievement and personal development of its students. Each year the Arise grant celebrates Asian, Pacific Islander culture as part of this event a full day of screening student digital stories was held on May 24, 2017. A survey of those in attendance is collected. This report contains the results of that survey.

Summary Results

- 100% of the respondents either "Agreed" or "Strongly Agreed" that they enjoyed the event.
- 100% of those who completed the survey "Strongly Agreed" or "Agreed" that they would recommend this event to
- 90% of those who responded to the survey "Strongly Agreed" that the event was educational.
- 100% of those who responded to the survey either "Agreed" or "Strongly Agreed" that they learned about issues within

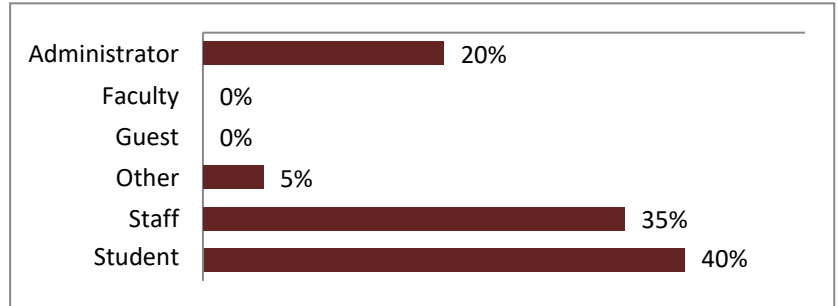
The following report is only possible because of the insight and assistance provided by IT. When you are referring to the data from this report, please remember to acknowledge that it was done through the Research and Institutional Effectiveness office in collaboration with the aforementioned persons and that it was completed on 4/9/2018 . Prepared By: Lisa DiDonato, ERAA, AANAPISI Grant (RIE)

Workshop Evaluation Results for: Digital Stories Screening

In May 2017, a celebration in honor of Asian American Pacific Islander Heritage Month was held. As part of these activities a digital stories screening was held. Those in attendance were asked to complete a brief survey about the event. 33 people attended the event. 20 forms were completed. The results of that survey are provided below.

Please mark the category that best describes you.

| Response | Count | |
|---------------|-----------|-------------|
| Administrator | 4 | 20% |
| Faculty | 0 | 0% |
| Guest | 0 | 0% |
| Other | 1 | 5% |
| Staff | 7 | 35% |
| Student | 8 | 40% |
| Total | 20 | 100% |

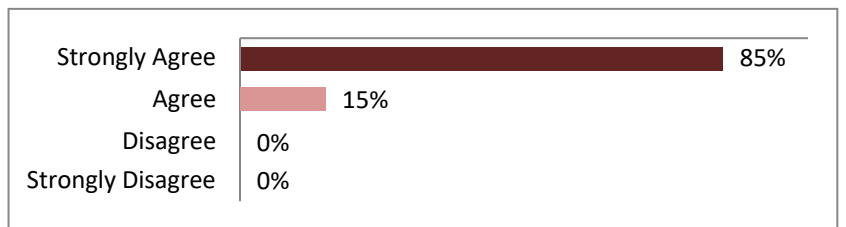


The majority of surveys were completed by students followed by staff.

Mark your level of agreement with the following statements.

I enjoyed this event.

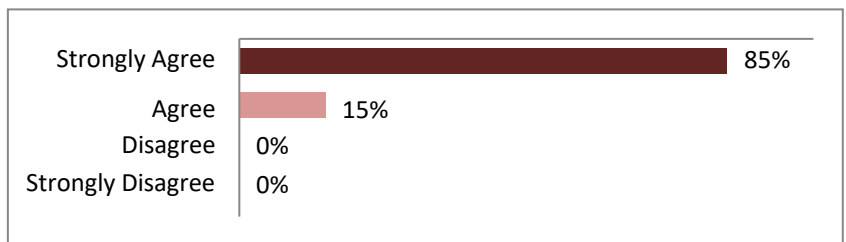
| Response | Count | |
|-------------------|-----------|-------------|
| Strongly Agree | 17 | 85% |
| Agree | 3 | 15% |
| Disagree | 0 | 0% |
| Strongly Disagree | 0 | 0% |
| Total | 20 | 100% |



100% of the respondents either "Agreed" or "Strongly Agreed" that they enjoyed the event.

I would recommend this event to others.


| Response | Count | |
|-------------------|-----------|-------------|
| Strongly Agree | 17 | 85% |
| Agree | 3 | 15% |
| Disagree | 0 | 0% |
| Strongly Disagree | 0 | 0% |
| Total | 20 | 100% |



100% of those who completed the survey "Strongly Agreed" or "Agreed" that they would recommend this event to others.

I felt this event was educational.

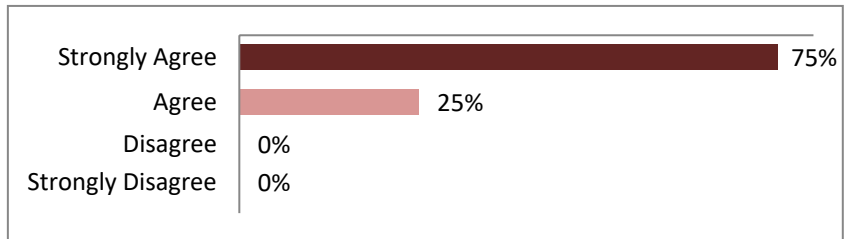
| Response | Count | |
|-------------------|-----------|-------------|
| Strongly Agree | 18 | 90% |
| Agree | 2 | 10% |
| Disagree | 0 | 0% |
| Strongly Disagree | 0 | 0% |
| Total | 20 | 100% |



100% of those who responded to the survey either "Agreed" or "Strongly Agreed" that the event was educational.

I learned about issues within the Asian Pacific American Community.

| | | |
|-------------------|-----------|-------------|
| Strongly Agree | 15 | 75% |
| Agree | 5 | 25% |
| Disagree | 0 | 0% |
| Strongly Disagree | 0 | 0% |
| Total | 20 | 100% |



75% of the respondents "Strongly Agree" that they learned about issues within the Asian Pacific American community by attending this event.

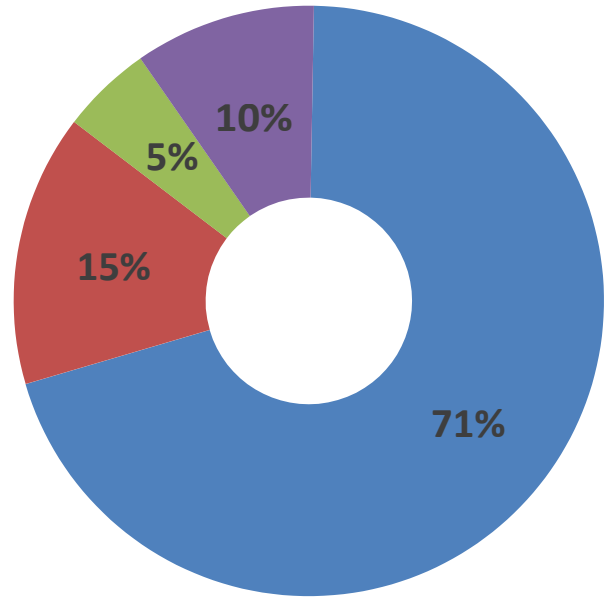
Short answer responses to: What did you like best about this event?

- The stories were inspirational.
- The open stories.
- Students were courageous.
- Stories
- hearing stories of other students.
- The stories of struggle and perseverance.
- The transparency.
- I like how people were honest about their stories.
- everything, Q&A
- Love the effort put into the production.
- Loved the stories.
- provided insight
- hearing all the stories.
- The exposure of human emotion and well being.
- Interacting with story tellers. Seeing courage/determination of students.
- That I got to see my friends stories.
- Insights students shared as a result of reflection and narrowing content.
- The very reliable stories of students with different backgrounds but similar struggles.

Short answer responses to: Is there anything you would change?

| <i>Response</i> | <i>Count</i> |
|---|--------------|
| Need this advertised in onsite website, posters, tv monitors. | 1 |
| More outreach so that more people would know about the event. | 1 |
| Have more stories. | 1 |
| Promote to more people. | 1 |
| Just need more student to share their stories. | 1 |
| Time arrangement. | 1 |
| No | 12 |

| Is there anything you would change? | Count | |
|--|--------------|-----|
| No | 12 | 71% |
| More Advertisement | 3 | 15% |
| Time Arrangement | 1 | 5% |
| More students/stories | 2 | 10% |
| Total | 17 | |



■ No ■ More Advertisement ■ Time Arrangement ■ More students/stories

Short answer responses to: What is something new you learned or found interesting today?

- Everything.
- Hearing about the scriptwriting process.
- How hard circumstances are for our students.
- I learn that while we all face obstacles it does not mean we can't face them together.
- The strength of the students.
- The student's stories.
- Good reminder to see students holistically- It's not just about attending classes and doing assignments.
- Different culture.
- The stories of my peers and the struggles they've faced.
- The story I could relate to most taught me about the intersectionality.
- The struggles.
- Student's messages portrayed at this event.
- The struggles- unique and shared of our students.
- The variety of obstacles and challenges students overcome/faced and the motivations that fuel their goals.

Short answer responses to: Do you have any additional comments?

food

Food choices.

It was great.

Love it. Please do more.

Loved it!

No

No

Nope

Nope.

Wonderful program.



Moana Movie Viewing

Fall 2016

The AANAPISI grant at MT. SAC aims to provide a networked link of services and activities to improve the academic achievement and personal development of its students. On November 28, 2016, 47 Arise students viewed the movie, Moana. They were asked about their impressions of this movie through a brief paper survey. The results of that survey are contained within this report.

The following report is only possible because of the insight and assistance provided by IT. When you are referring to the data from this report, please remember to acknowledge that it was done through the Research and Institutional Effectiveness office in collaboration with the aforementioned persons and that it was completed on 6/14/2018. Prepared By: Lisa DiDonato, ERAA, AANAPISI Grant (RIE)

Short answer responses to: Of the movie, Moana, what part stood out or resonated to you the most and why?

When Moana's dad told her it's dangerous to go beyond the reef because of his experience, but she had to learn the hard way.

The voyage part.

Her bravery to follow her heart.

I felt like the part when Moana was learning her island resonated the most to me because it reminded me of myself leaving my home to come out to California.

The whole movie stood out to me because it's not like all the other Disney movies. Instead of finding true love, she was focused on her culture and her family.

I loved the whole movie the part that stood out to me the most was when Moana went to the cave and there was a flashback to the voyagers sailing the sea I was touched when I watched that part. It connected because I am Polynesian and my ancestors were apart of that as well.

The part where the ancestors voyagers were revealed. It reminded me of how/where my people come from.

You must go adventure somewhere you've never been before to find yourself.

The hidden foreshadowing stood out the most to me since I always look for them in movies.

I loved when Moana's mom helped her pack the food for her journey. The support of a man is priceless.

That we were none as wave riders!! Voyagers

I like how she went out looking for who she really is. To find herself.

The ideal of perseverance. The obstacle of finding yourself despite the constant mentality of serving the people that was engraved by the parents of Moana.

Moana's dad because I am often too scared to try new things and I am overprotective of my little cousins that they don't make the same mistakes I made.

The part where she left to voyage out and do whatever it took to save her family/ people, also the part where we are revealed that Tafiti is the lava monster and that the heart was her joy and happiness.

Short answer responses to: How do you relate to Moana's desire to voyage beyond the reef? Why?

That she didn't give up on her dream to voyage beyond the reef.

Parents try to stop us from doing stuff because of our ancestors but we want to explore. That's bad.

How there's so much out there that I still don't know and need to learn.

I feel like I have the same desire to voyage beyond my island because I love traveling to different places.

She'll do anything for her family even if it means going against what she voiced not to do

She wanted to help her people but couldn't do so because her family held her back. I want to do the same because I would like to branch off like her as well.

Going beyond the normal realms of what my family has set for me.

Because I want to go adventure somewhere that I feel I am destined to go to.

I relate because I sometimes follow my heart in terms of what I wanna do in the future.

I had a similar story. My dad had one plan for me but my heart desired another. I learned following my heart makes me truly happy.

We can make a difference once we step of our comfort zones, "limits"

That if we get too comfortable where we are, we will never find what's out there for us. We will always stay in the same place, and not move forward.

The fact that I am living away from home and attending Mt SAC to earn my education feels like I'm on my own voyage beyond the reef. Finding myself but at the same time helping my family.

None of my family has done school beyond bachelors degree, I would like to surpass that expectation.

I have been pretty sheltered my whole life and I do know I have a major purpose here on Earth but since my parents were afraid of my venture out I hesitated I to had to just go and see what would happen.

Short answer responses to: How do you relate to Maui's vulnerable moment(s) in the film? Why?

That he was mostly independent but really didn't have someone there to motivate him.

It's hard to always stay positive when you fail.

Sometimes not feeling like I'm enough.

I feel like there are always going to be challenges in front of us but we do not have to face them alone.

There are times when I want to give up, but eventually go back to it and overcome whatever I'm facing even if I fall a couple times doing it.

He felt as if he couldn't do it without his hook and that similar to me when I can't do it w/o help and support.

Moments where I've felt uncomfortable and discouraged.

I relate because I believe there will be times where risks are going to tempt us but I honestly believe it's essential to life.

I relate because sometimes I also don't believe in my own capabilities and would rather choose to give up.

Sometimes I feel like I'm good enough or that I have too much to carry. I have to remember I'm never alone.

We all have a past but we can become someone in the future.

Sometimes we fail the first time and give up. But we should be strong and pick ourselves up and start again.

Like Maui, I have my days where I question myself, have my doubts and want to take the easy way out. But Maui learned through the voyage to put himself together and find himself.

I tend to give up when I have struggles in my classes.

When Maui began to say he would be nothing without his hook I knew then he allowed his life to be lived by what others said about him and what he did and then was able to relate.

Short answer responses to: In the film, Moana wanted to abort the mission and go back home. Think about your educational journey; at times what is or are "the things or moments" that make you want to abort your educational journey?

Things that make me want to abort my educational journey is stress and anxiety.

Being away from home is hard.

The struggle juggling sports, my classes, and family.

Getting a bad grade may make you want to end your educational journey but we should not give up but instead try harder.

Family deaths have been the main one but sometimes I get lazy and tired and tell myself, I'll go next week.

When I think of deadlines or having too much on my plate I want to give up.

Times where I'm discouraged by the judgements of others and being unsupported.

All of my distractions make me think twice about aborting but my goal makes me hold on.

The difficulty in my calculus class. That I am facing is currently making me reevaluate my choices.

Yes, sometimes I feel like I want to abort the mission. Sometimes when I have too much homework and not enough time.

Family issues, weakness, lack of skill.

When it gets hard, or classes get in the way of what we want to do to have fun. Or sometimes, it's just failing the quitting.

Helping myself, my siblings (the next gen). I'm thinking about everyone who believed in me.

When I oversleep for class or forget about assignments.

The thought that I am not good enough. The lack of support from my home and the confusion in career path.

Short answer responses to: Moana eventually found the courage to move forward and complete her mission with the help of her grandmother. Through your struggles in your educational journal, what gives you the courage to move on?

My mother helps me to move forward and complete through struggles in my educational journey.

The people that I meet down here.

The Lord, my family, and my boyfriend.

My family back home encourage me because I do not want to disaapoint them.

My family keeps me going. There are plenty of times when I want to give up but when I'm with my dad I'm reminded of what I want to become.

My family sometimes they could be tough but they push me to finish and try my best.

My family and believing in God is where I find courage.

Surpisingly my grandmother is my inspriration to do big things in life as well.

My hopes and dreams for th future are what give me the courage to move on.

My family and friends give me the courage to continue. They always encourage me and ask what they can do to help.

My mom in heaven, in Earth, my father, and sisters.

My family. To give my future family better than what I've had.

Ayako (Ma)

My family motivates me. I want to surpass their expectations.

My niece is my "grandmother" I want her to aspire to be more in life so I try to lead by example.



Arise Student Welcome and Commitment

Fall 2016

The AANAPISI grant at MT. SAC aims to provide a networked link of services and activities to improve the academic achievement and personal development of its students. The purpose of this event is to welcome new and returning students each term to our program, informing them of events and changes to our efforts. Additionally, students are grouped for a break out session that focuses on the needs of that student population.

Summary Results

- 95% of the students felt the Arise program increased their cultural pride/awareness.
- 98% of the respondents agreed that the Arise program helped them feel more self-confident.
- 100% of the respondents reported some level of agreement with the statement, "I have people in my life that want me to succeed".

This report is only possible because of the insight and assistance provided by IT, Audrey Yamagat-Nogi, Aida Cuenza-Uvas, and the Arise grant staff. When you are referring to the data from this report, please remember to acknowledge that it was done through the Research and Institutional Effectiveness office in collaboration with the aforementioned persons and that it was completed on 6/12/2018.

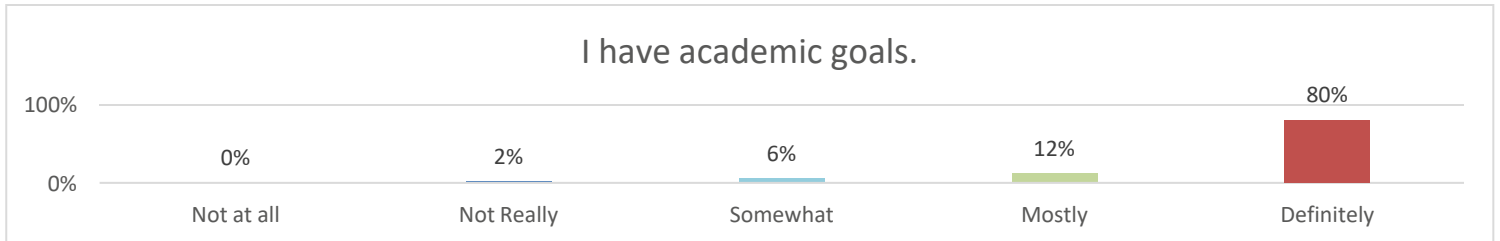
Arise Student Welcome and Commitment Fall 2016

50 or 83% of the 60 students in attendance completed surveys at the Fall 2016 Welcome Back Event. Their responses are reported below.

Students were asked to rank their level of agreement to a series of statements. The ranking choices were as follows: Not at all, Not Really, Somewhat, Mostly, and Definitely.

I have academic goals.

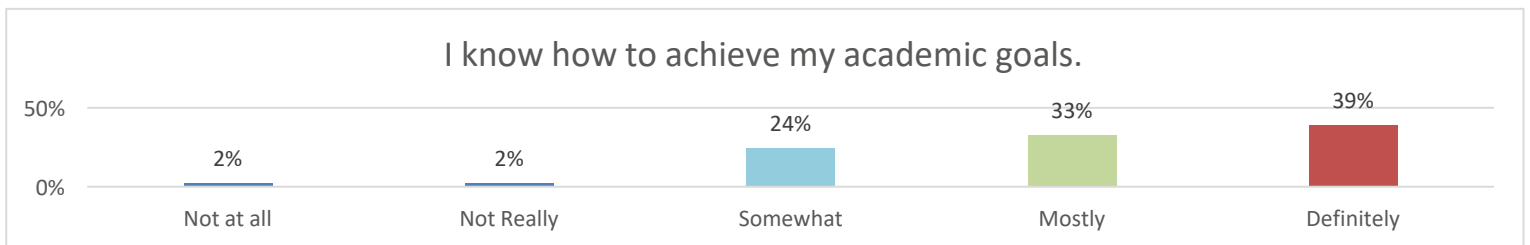
| | Not at all | | Not Really | | Somewhat | | Mostly | | Definitely | | Total |
|--------------------|------------|----|------------|----|----------|----|--------|-----|------------|-----|-------|
| | Count | % | Count | % | Count | % | Count | % | Count | % | Count |
| Survey Respondents | 0 | 0% | 1 | 2% | 3 | 6% | 6 | 12% | 39 | 80% | 49 |



98% of the respondents reported a level of agreement, either "Somewhat", "Mostly", or "Definitely" in regards to having

I know how to achieve my academic goals.

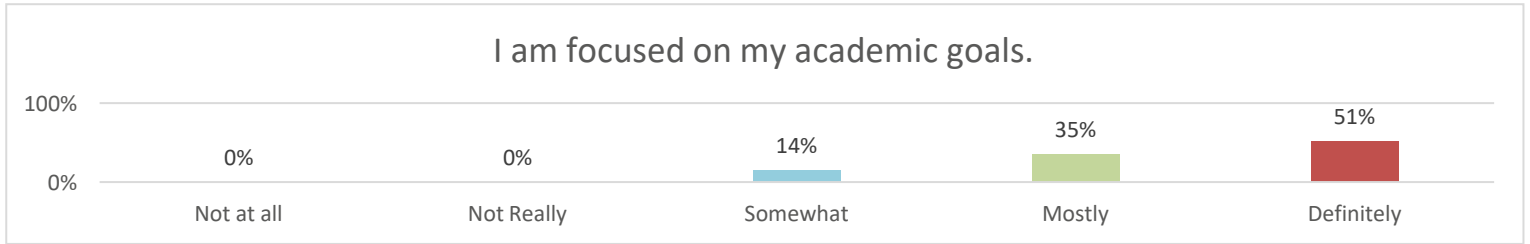
| | Not at all | | Not Really | | Somewhat | | Mostly | | Definitely | | Total |
|--------------------|------------|----|------------|----|----------|-----|--------|-----|------------|-----|-------|
| | Count | % | Count | % | Count | % | Count | % | Count | % | Count |
| Survey Respondents | 1 | 2% | 1 | 2% | 12 | 24% | 16 | 33% | 19 | 39% | 49 |



Fewer students reported confidence in knowing how to achieve their academic goals than having academic goals. Whereas, 80% of the students reported "Definitely" having academic goals, only 39% reported "Definitely" knowing how to achieve

I am focused on my academic goals.

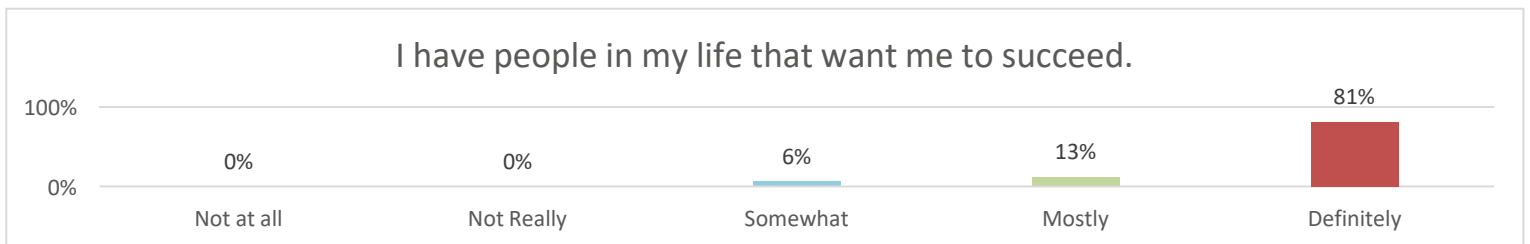
| | Not at all | | Not Really | | Somewhat | | Mostly | | Definitely | | Total |
|--------------------|------------|----|------------|----|----------|-----|--------|-----|------------|-----|-------|
| | Count | % | Count | % | Count | % | Count | % | Count | % | Count |
| Survey Respondents | 0 | 0% | 0 | 0% | 7 | 14% | 17 | 35% | 25 | 51% | 49 |



100% of the respondents reported that they were at least "Somewhat" focused on their academic goals. No one selected "Not at all" or "Not Really" in response to this statement.

I have people in my life that want me to succeed.

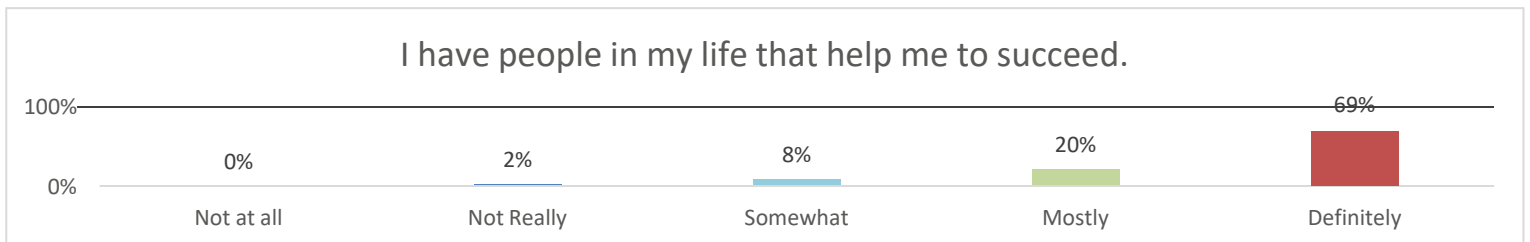
| | Not at all | | Not Really | | Somewhat | | Mostly | | Definitely | | Total |
|--------------------|------------|----|------------|----|----------|----|--------|-----|------------|-----|-------|
| | Count | % | Count | % | Count | % | Count | % | Count | % | Count |
| Survey Respondents | 0 | 0% | 0 | 0% | 3 | 6% | 6 | 13% | 39 | 81% | 48 |



100% of the respondents reported some level of agreement with the statement, "I have people in my life that want me to succeed."

I have people in my life that help me to succeed.

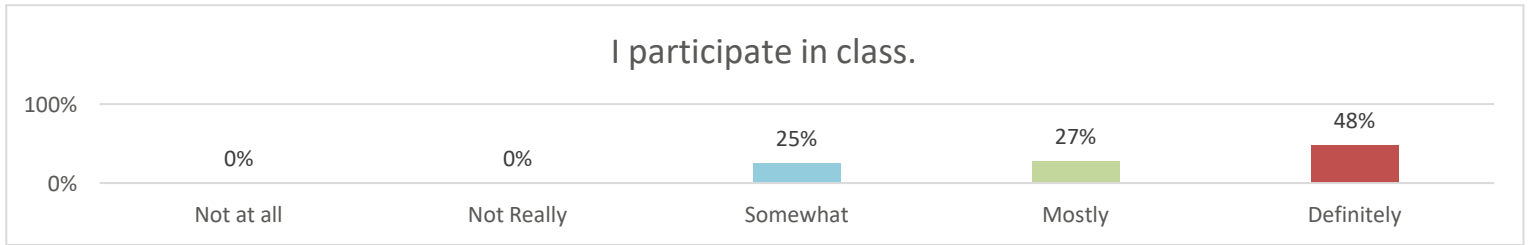
| | Not at all | | Not Really | | Somewhat | | Mostly | | Definitely | | Total |
|--------------------|------------|----|------------|----|----------|----|--------|-----|------------|-----|-------|
| | Count | % | Count | % | Count | % | Count | % | Count | % | Count |
| Survey Respondents | 0 | 0% | 1 | 2% | 4 | 8% | 10 | 20% | 34 | 69% | 49 |



100% of the respondents reported some level of agreement with the statement, "I have people in my life that help me to succeed."

I participate in class.

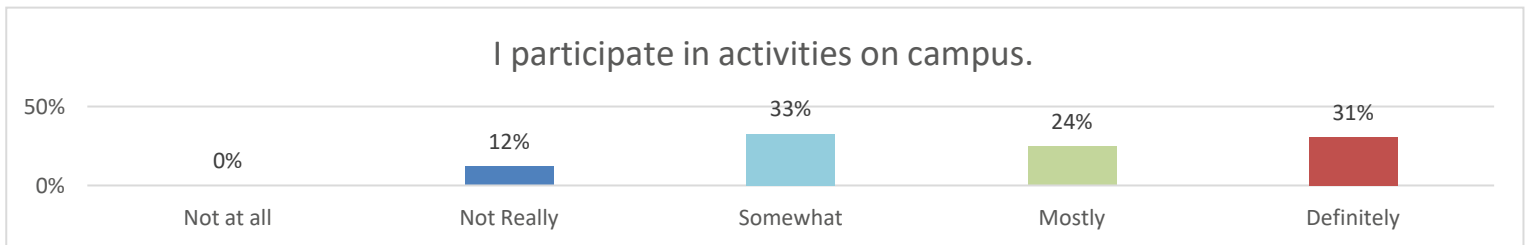
| | Not at all | | Not Really | | Somewhat | | Mostly | | Definitely | | Total |
|--------------------|------------|----|------------|----|----------|-----|--------|-----|------------|-----|-------|
| | Count | % | Count | % | Count | % | Count | % | Count | % | Count |
| Survey Respondents | 0 | 0% | 0 | 0% | 12 | 25% | 13 | 27% | 23 | 48% | 48 |



48% of the respondents reported that they "Definitely" participate in class.

I participate in activities on campus.

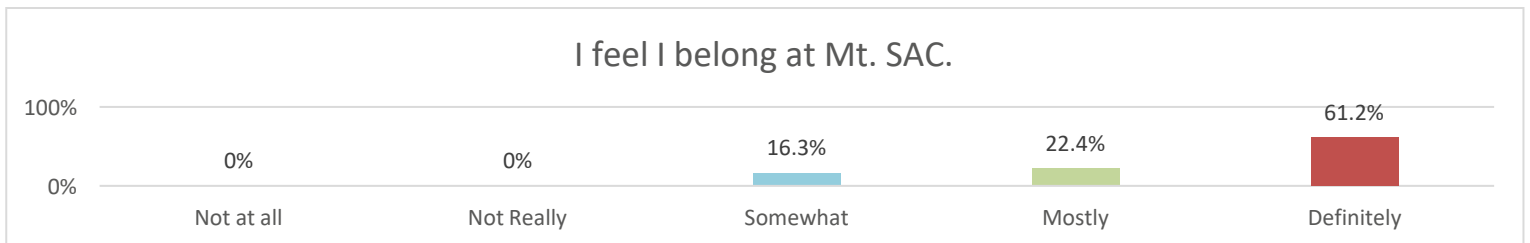
| | Not at all | | Not Really | | Somewhat | | Mostly | | Definitely | | Total |
|--------------------|------------|----|------------|-----|----------|-----|--------|-----|------------|-----|-------|
| | Count | % | Count | % | Count | % | Count | % | Count | % | Count |
| Survey Respondents | 0 | 0% | 6 | 12% | 16 | 33% | 12 | 24% | 15 | 31% | 49 |



"Somewhat" was the most frequently marked response to the statement, "I participate in activities on campus".

I feel I belong at Mt. SAC.

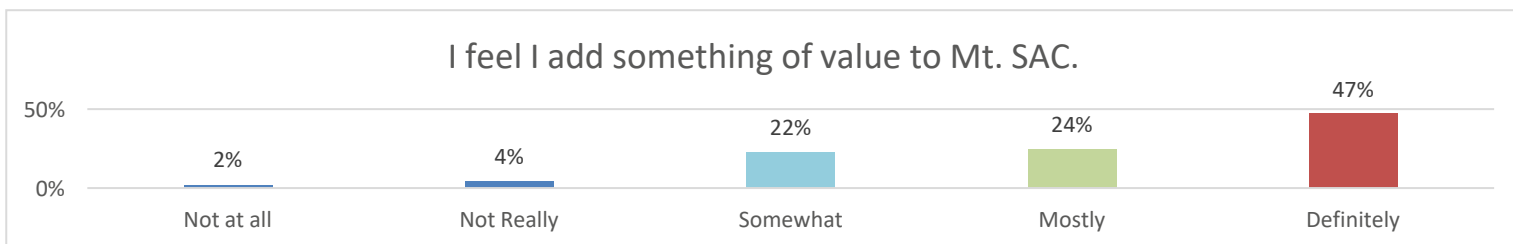
| | Not at all | | Not Really | | Somewhat | | Mostly | | Definitely | | Total |
|--------------------|------------|----|------------|----|----------|-------|--------|-------|------------|-------|-------|
| | Count | % | Count | % | Count | % | Count | % | Count | % | Count |
| Survey Respondents | 0 | 0% | 0 | 0% | 8 | 16.3% | 11 | 22.4% | 30 | 61.2% | 49 |



61% of the respondents selected, "Definitely" in response to the statement, "I feel I belong at Mt. SAC." The remaining 39% reported they felt "Mostly" or "Somewhat" that they belong at Mt. SAC.

I feel I add something of value to Mt. SAC.

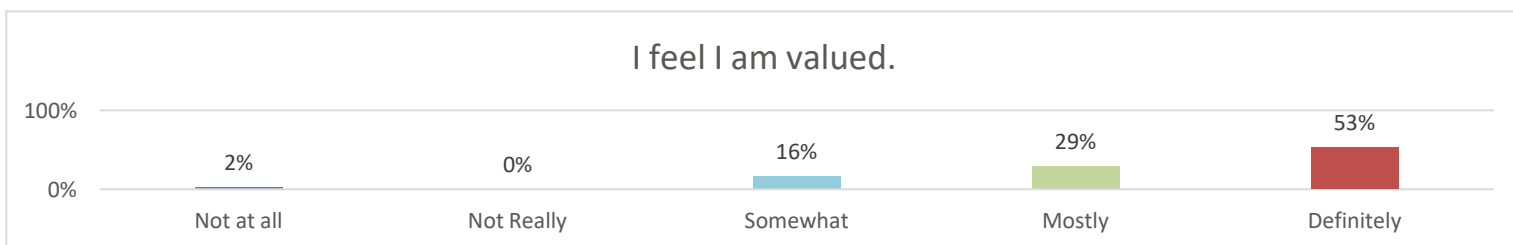
| | Not at all | | Not Really | | Somewhat | | Mostly | | Definitely | | Total |
|--------------------|------------|----|------------|----|----------|-----|--------|-----|------------|-----|-------|
| | Count | % | Count | % | Count | % | Count | % | Count | % | Count |
| Survey Respondents | 1 | 2% | 2 | 4% | 11 | 22% | 12 | 24% | 23 | 47% | 49 |



In response to the statement, "I feel I add something of value to Mt. SAC.", 47% of the students selected, "Definitely" as their answer choice. An additional 24% selected, "Mostly", and 22% selected, "Somewhat".

I feel I am valued.

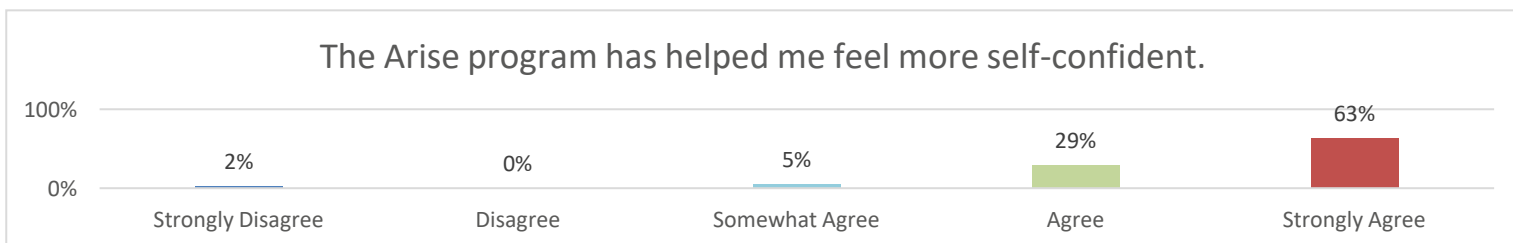
| | Not at all | | Not Really | | Somewhat | | Mostly | | Definitely | | Total |
|--------------------|------------|----|------------|----|----------|-----|--------|-----|------------|-----|-------|
| | Count | % | Count | % | Count | % | Count | % | Count | % | Count |
| Survey Respondents | 1 | 2% | 0 | 0% | 8 | 16% | 14 | 29% | 26 | 53% | 49 |



In response to the statement, "I feel I am valued.", 53% of the students selected, "Definitely" as their answer choice.

The Arise program has helped me feel more self-confident.

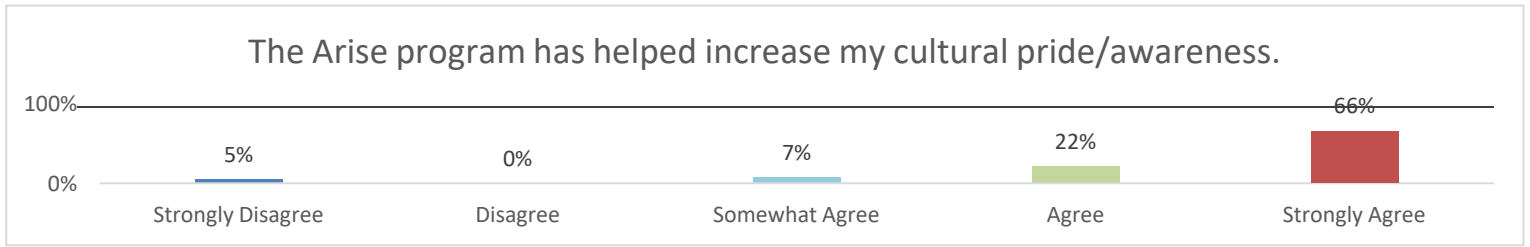
| | Strongly Disagree | | Disagree | | Somewhat Agree | | Agree | | Strongly Agree | | Total |
|--------------------|-------------------|----|----------|----|----------------|----|-------|-----|----------------|-----|-------|
| | Count | % | Count | % | Count | % | Count | % | Count | % | Count |
| Survey Respondents | 1 | 2% | 0 | 0% | 2 | 5% | 12 | 29% | 26 | 63% | 41 |



98% of the respondents selected either, "Somewhat Agree", "Agree", or "Strongly Agree" in response to the statement, "The Arise program has helped me feel more self-confident."

The Arise program has helped increase my cultural pride/awareness.

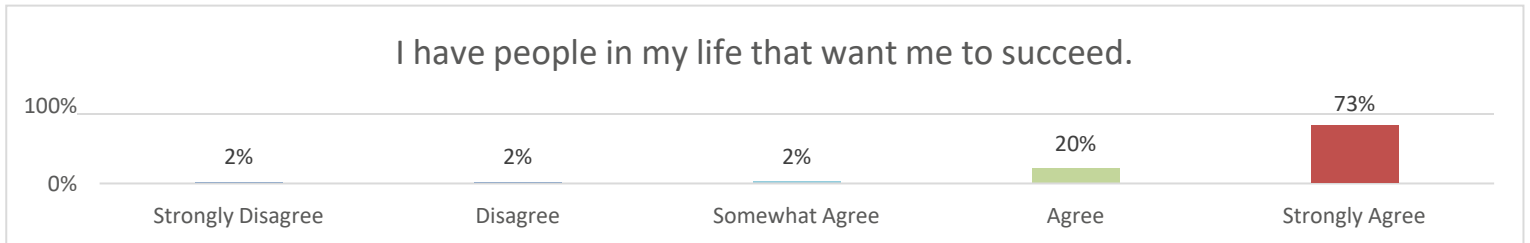
| | Strongly Disagree | | Disagree | | Somewhat Agree | | Agree | | Strongly Agree | | Total |
|--------------------|-------------------|----|----------|----|----------------|----|-------|-----|----------------|-----|-------|
| | Count | % | Count | % | Count | % | Count | % | Count | % | Count |
| Survey Respondents | 2 | 5% | 0 | 0% | 3 | 7% | 9 | 22% | 27 | 66% | 41 |



95% of the respondents were in agreement that the Arise program has increased their cultural pride or awareness.

I have people in my life that want me to succeed.

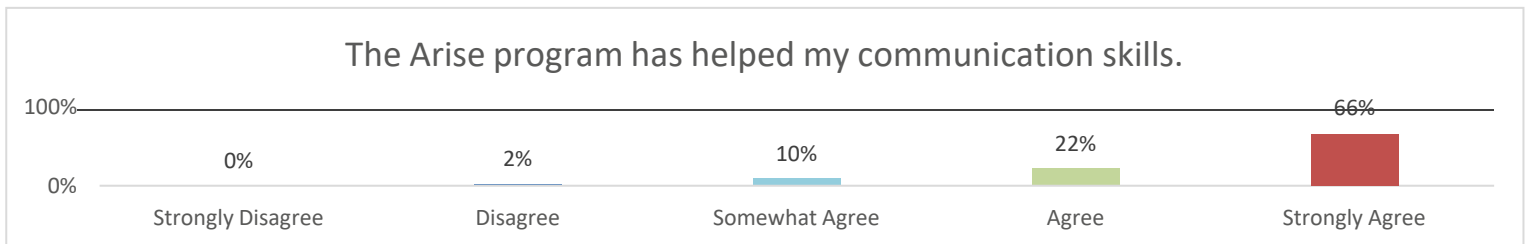
| | Strongly Disagree | | Disagree | | Somewhat Agree | | Agree | | Strongly Agree | | Total |
|--------------------|-------------------|----|----------|----|----------------|----|-------|-----|----------------|-----|-------|
| | Count | % | Count | % | Count | % | Count | % | Count | % | Count |
| Survey Respondents | 1 | 2% | 1 | 2% | 1 | 2% | 8 | 20% | 30 | 73% | 41 |



93% of the respondents agreed with the statement, "I have people in my life that want me to succeed."

The Arise program has helped my communication skills.

| | Strongly Disagree | | Disagree | | Somewhat Agree | | Agree | | Strongly Agree | | Total |
|--------------------|-------------------|----|----------|----|----------------|-----|-------|-----|----------------|-----|-------|
| | Count | % | Count | % | Count | % | Count | % | Count | % | Count |
| Survey Respondents | 0 | 0% | 1 | 2% | 4 | 10% | 9 | 22% | 27 | 66% | 41 |



66% of the respondents selected "Strongly Agree" in response to the statement, "The Arise Program has helped my communication skills."

What do you hope to gain from participating in the Arise program?

Workshop opportunities

Wisdom

Tutoring and more friends and advice

Transferring early and not be lost in my college experience

To make friends

To gain skills to stop bad study services

To achieve my goals.

The knowledge to leave Mt SAC

Success and self confidence

Study habits

Speaking out loud

Speaking in crowds stronger

Social development

Retreat need more participating on activity. Moana. Be a peer mentor before Mt SAC

Resources

Pro social skills building better social skills. Talking to people.

More activities and help with transferring

make friends and make goals

Learn more about PI culture

Leadership skills

Improving on my classes and networking skills.

I hope to meet all requirements to graduate.

I hope to learn time management skills and how to make a goal but also include the little steps to get there.

I hope to gain friends.

I hope it helps me to choose a major and hlep me develop better study habits.

How to write

How to be successful

Hope to learn more and transfer out.

Guidence and assistance to help me transfer.

Guidance to help me transfer

Grow in person, get to know everybody

Great grades and friends

Get into Honors Program

Friends and knowing my major

Friends and connections

Field trips

Excelling as a student and a person

Excelling as a person and student

Education guidance and friends

Better way to use my resources

Better grades

Anything and everything

Academic

A good GPA with an ED plan

What resources or activities could the program provide to support you?

Volunteer activities

Tutors

Tutoring, networking

Tutoring

Tutoring

Tutoring

Tutoring

Time management

They provide enough resources and support.

They provide books and internet access for me.

They give me everything I need.

Support system

Support system

Support system

Support system

Study halls

Study hall, laptops

Study hall

Study hall

Outdoor activities

Networking, tutoring

Math tutoring

Math

Laptops, printing, counseling

Laptops and counseling

Laptops

Laptop

It provides most of the activities. I just don't go out of my way to attend

It could provide the counseling I may need at times to stay on course.

I don't know how to find places.

Financial skills

Field trips or tutoring

Fale fono

Engage in sports

DSPS. ATC. LARC. Writing Center

Computer access books

Communication

Books, textbooks, information, counseling

Books and tutors

Books and help from other members

Books

Arise classes especially for us to take like Bridges.

Already has most of the things but more activities

All activities



Arise Student Welcome and Commitment Spring 2017

The AANAPISI grant at MT. SAC aims to provide a networked link of services and activities to improve the academic achievement and personal development of its students. The purpose of this event is to welcome new and returning students each term to our program, informing them of events and changes to our efforts. Additionally, students are grouped for a break out session that focuses on the needs of that student population.

Summary Results

- 96% of the respondents agreed that the Arise program has helped them feel more self-confident.
- 98% of the respondents agreed with the statement, "The Arise program has helped my communication skills."
- 78% of the students self-reported completing 70% or more of the tasks on the ASAP task list.

This report is only possible because of the insight and assistance provided by IT, Audrey Yamagat-Nogi, Aida Cuenza-Uvas, and the Arise grant staff. When you are referring to the data from this report, please remember to acknowledge that it was done through the Research and Institutional Effectiveness office in collaboration with the aforementioned persons and that it was completed on 6/14/2018.

Arise Student Welcome and Commitment Spring 2017

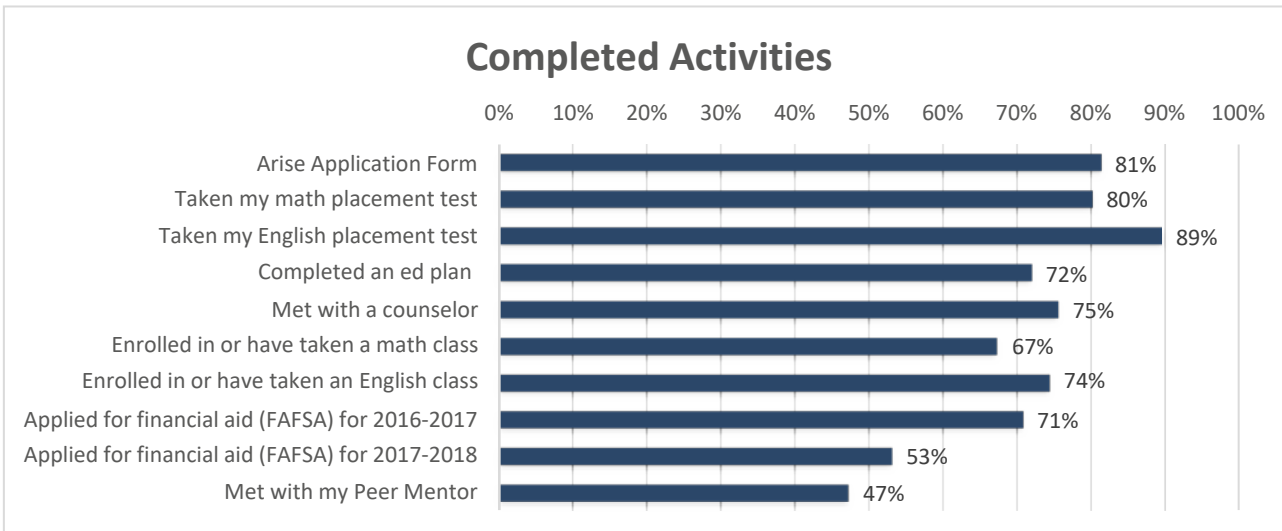
85 or 94% of the 90 students in attendance completed surveys at the Spring 2017 Welcome Back Event. Their responses are reported below.

| Students were asked to mark the tasks they have completed on the following list. | Completed | | Not Completed | | Total |
|--|-----------|-----|---------------|-----|-------|
| | Count | % | Count | % | Count |
| Arise Application Form | 69 | 81% | 16 | 19% | 85 |
| Taken my math placement test | 68 | 80% | 17 | 20% | 85 |
| Taken my English placement test | 76 | 89% | 9 | 11% | 85 |
| Completed an ed plan | 61 | 72% | 24 | 28% | 85 |
| Met with a counselor | 64 | 75% | 21 | 25% | 85 |
| Enrolled in or have taken a math class | 57 | 67% | 28 | 33% | 85 |
| Enrolled in or have taken an English class | 63 | 74% | 22 | 26% | 85 |
| Applied for financial aid (FAFSA) for 2016-2017 | 60 | 71% | 25 | 29% | 85 |
| Applied for financial aid (FAFSA) for 2017-2018 | 45 | 53% | 40 | 47% | 85 |
| Met with my Peer Mentor | 40 | 47% | 45 | 53% | 85 |

Respondents were asked to mark the activities they had completed. These activities are nine of the 10 Arise Program activities that the program would like its students to complete within one year of joining the Arise Program. The tenth item is to attend an Arise event, which by simply completing the survey demonstrates they have completed that activity.

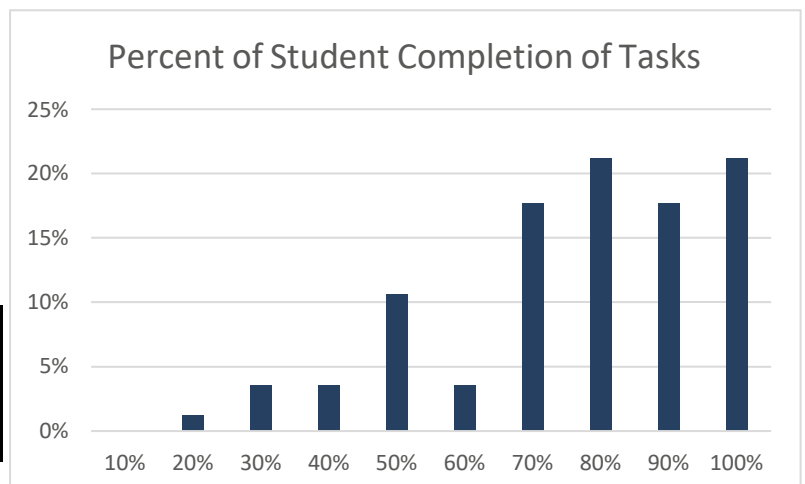
The item, other than event attendance, selected by the most students was, "Taken my English placement test" (89%). The least marked item was, "Met with my Peer Mentor" (47%).

Completed Activities



| Percentage of Tasks Completed | Students | |
|-------------------------------|-----------|-------------|
| | Count | % |
| 10% | 0 | 0% |
| 20% | 1 | 1% |
| 30% | 3 | 4% |
| 40% | 3 | 4% |
| 50% | 9 | 11% |
| 60% | 3 | 4% |
| 70% | 15 | 18% |
| 80% | 18 | 21% |
| 90% | 15 | 18% |
| 100% | 18 | 21% |
| Total | 85 | 100% |

78%



One objective of the AANAPISI grant is that 70% of new Arise students will complete 70% of the tasks listed above. As the chart and table show, 78% of the students who attended the Spring 2017 Welcome Back event self-reported completing 70% or more of the tasks.

Which Task(s) do you think will be the most difficult to achieve and why?

Trying to transfer and what classes I need.

Trying to pass math

Trying to get in the nursing program

Transferring to a good school. Idk what university has a good gaming program

Transferring and knowing my major

Transferring because I got distracted easily

Transfer to a university and pass math and English I ned to go to citrus college to do that

Time management. I tend to be impulsive with plans and responsibilities

Time management

Time management

Take the math class and complete it with a grad (A)

Staying on track with my classes and not letting my outside life distract me.

Staying consistent in class

Stay focus

Placement help

Passing my english class because I'm bad at writing

None, I'll get right on them

None it was all straight forward

None

None

None

None

None

N/A

N/A

My math because I am not good.

More classes

Meeting with a counselor might be the most difficult take because they're so busy and because I'm only on campus two times a week only for a few hours.

Meeting with a counselor and completing my ed plan

Math, have had difficult time.

Math test because I have not taken a math class in 3 years.

Math class. Math is a hard subject

Math class

Math always struggle with

Map plan

Maintaining a 4.0 this semester. Taking harder classes (Bio 2 & Chem 51)

Living. Because it's hard

Keeping up with hw. Trying to adjust to college.

Keep up w/ a busy schedule have taken too many classes.

I have to stay focus

I have a issue with English

I have 1 more year in Mt SAC but nothing to struggle right now.

I don't know but I would like someone to push me.

I can acheive anything.

Graduating with A's

Going through some of the classes

Financial aid/ scholarships @ my next school, being unfamiliar with process.

Financial Aid

Which Task(s) do you think will be the most difficult to achieve and why?

FASFA because I haven't finished the application

FASFA

FAFSA because they ask for so much information

FAFSA because the process is long and sometimes confusing.

Fafsa because it's a long process

FAFSA

Continuing my education

Completing the math assessment/ scoring well.

Completing my Ed plan because I'm still undecided about my major

Bringing up my GPA

Bringing my GPA up or keep grades up.

Being able to get familiar with everyone because my schedule may not let me attend all of the events.

Being able to apply for colleges and a little bit confused on certain things.

Attending to all events

Attending math class

Attending evenys on time due

Applying to schools and getting a high GPA

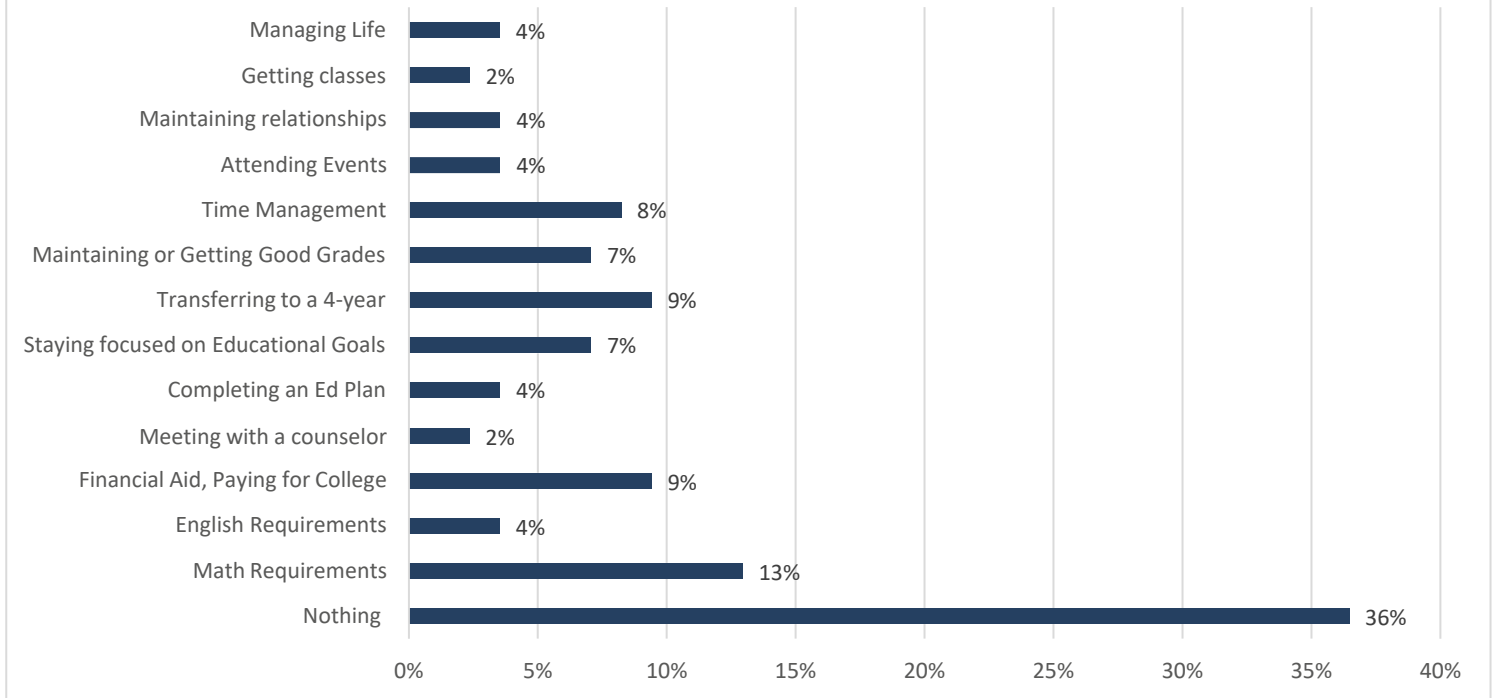
Summary Table

| Which Task(s) do you think will be the most difficult to achieve and why? | Count | % |
|---|-------|-----|
| Nothing | 31 | 36% |
| Math Requirements | 11 | 13% |
| English Requirements | 3 | 4% |
| Financial Aid, Paying for College | 8 | 9% |
| Meeting with a counselor | 2 | 2% |
| Completing an Ed Plan | 3 | 4% |
| Staying focused on Educational Goals | 6 | 7% |
| Transferring to a 4-year | 8 | 9% |
| Maintaining or Getting Good Grades | 6 | 7% |
| Time Management | 7 | 8% |
| Attending Events | 3 | 4% |
| Maintaining relationships | 3 | 4% |
| Getting classes | 2 | 2% |
| Managing Life | 3 | 4% |

Total 85

The majority of students reported that they felt that none of the tasks listed will be difficult for them to complete. However, 13% reported that completing their math requirements will be the most difficult tasks for them. Issues with transferring to a 4-year university and paying for college or applying for FASFA were mentioned by 9% of all the respondents.

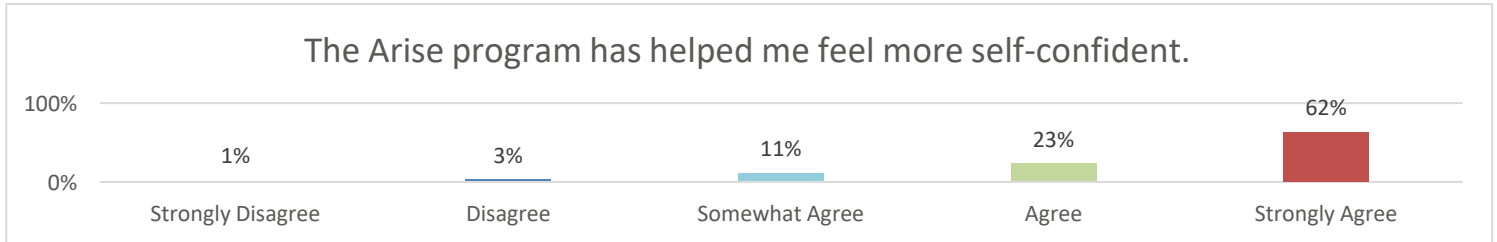
Difficult Tasks Summarized



Students who were part of the Arise Program the previous year were asked to rank their level of agreement to a series of statements. The ranking choices were as follows: Strongly Agree, Agree, Somewhat Agree, Disagree, and Strongly Disagree.

The Arise program has helped me feel more self-confident.

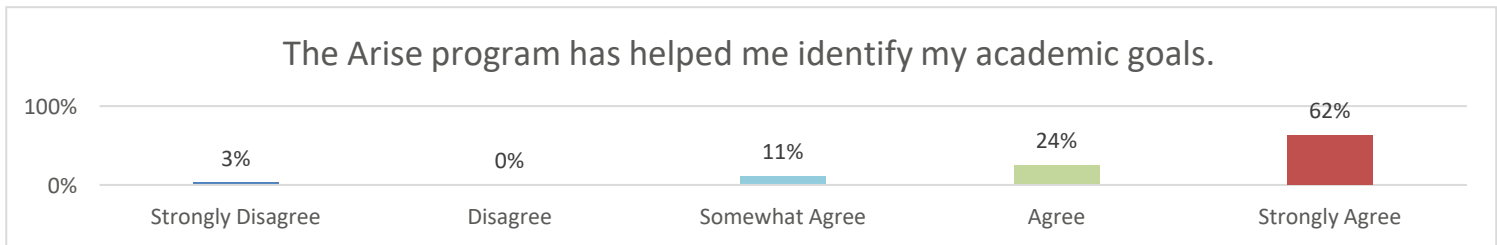
| | Strongly Disagree | | Disagree | | Somewhat Agree | | Agree | | Strongly Agree | | Total |
|--------------------|-------------------|----|----------|----|----------------|-----|-------|-----|----------------|-----|-------|
| | Count | % | Count | % | Count | % | Count | % | Count | % | |
| Returning Students | 1 | 1% | 2 | 3% | 8 | 11% | 17 | 23% | 46 | 62% | 74 |



96% of the respondents selected either, "Somewhat Agree", "Agree", or "Strongly Agree" in response to the statement, "The Arise program has helped me feel more self-confident."

The Arise program has helped me identify my academic goals.

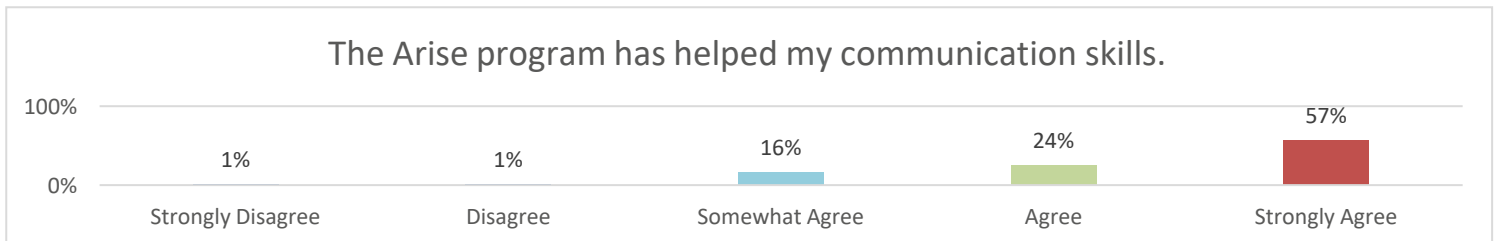
| | Strongly Disagree | | Disagree | | Somewhat Agree | | Agree | | Strongly Agree | | Total |
|--------------------|-------------------|----|----------|----|----------------|-----|-------|-----|----------------|-----|-------|
| | Count | % | Count | % | Count | % | Count | % | Count | % | |
| Returning Students | 2 | 3% | 0 | 0% | 8 | 11% | 18 | 24% | 46 | 62% | 74 |



97% of the respondents were in agreement that the Arise program has helped them identify their academic goals.

The Arise program has helped my communication skills.

| | Strongly Disagree | | Disagree | | Somewhat Agree | | Agree | | Strongly Agree | | Total |
|--------------------|-------------------|----|----------|----|----------------|-----|-------|-----|----------------|-----|-------|
| | Count | % | Count | % | Count | % | Count | % | Count | % | |
| Returning Students | 1 | 1% | 1 | 1% | 12 | 16% | 18 | 24% | 42 | 57% | 74 |

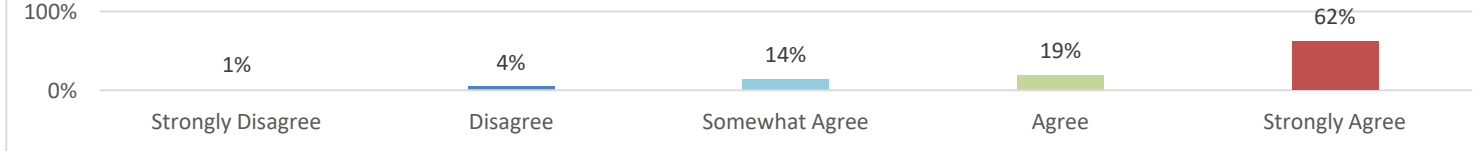


98% of the respondents agreed with the statement, "The Arise program has helped my communication skills."

The Arise program has helped my leadership skills.

| | Strongly Disagree | | Disagree | | Somewhat Agree | | Agree | | Strongly Agree | | Total |
|--------------------|-------------------|----|----------|----|----------------|-----|-------|-----|----------------|-----|-------|
| | Count | % | Count | % | Count | % | Count | % | Count | % | Count |
| Returning Students | 1 | 1% | 3 | 4% | 10 | 14% | 14 | 19% | 45 | 62% | 73 |

The Arise program has helped my leadership skills.

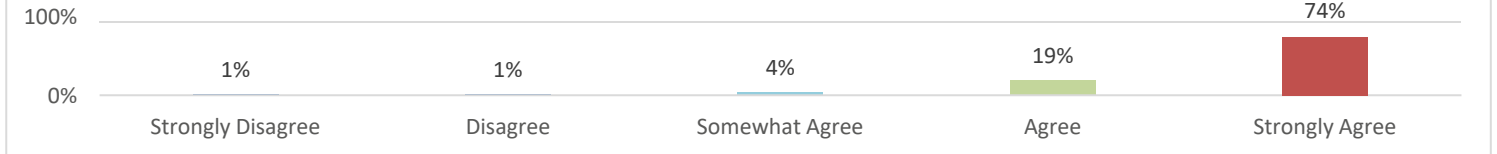


95% of the respondents selected "Strongly Agree", "Agree", or "Somewhat Agree" in response to the statement, "The Arise Program has helped my communication skills."

The Arise program has supported my academic needs.

| | Strongly Disagree | | Disagree | | Somewhat Agree | | Agree | | Strongly Agree | | Total |
|--------------------|-------------------|----|----------|----|----------------|----|-------|-----|----------------|-----|-------|
| | Count | % | Count | % | Count | % | Count | % | Count | % | Count |
| Returning Students | 1 | 1% | 1 | 1% | 3 | 4% | 14 | 19% | 54 | 74% | 73 |

The Arise program has supported my academic needs.



98% of the respondents selected "Strongly Agree", "Agree", or "Somewhat Agree" in response to the statement, "The Arise program has supported my academic needs."

What do you hope to gain from participating in the Arise program?

Tutoring, counseling, transfer soon

To graduate

To be able to become a better student

Support/help

Social skills, and friends

See a counselor and stay on track

Pass all my classes

Participate in more events

More friendships and bonds

More confidence in obtaining my A.A

Meet new people while I'm here

Make more friends and family!

Knowledge

In Grasp

Improve my grades

I want to be able to build up my self-confidence

I hope to get to a 4 year

I hope to gain a better understanding of my educational goals

I hope to become a better student and transfer to a 4 year.

Hope to gain my charisma skills

Getting connected with student govt

Get better grades

Friendship and leadership skills

Friendship: Leadership (food will be nice)

Finishing my GE's soon

Education

Connections that will help the real world

Communication/comfort withh peers/counselors

Achieve my academic goals

Academic support, social life

Academic knowledge

A road to transferring support

3.0 or higher

2.5 or above

2.5 gpa or higher



Arise Student ASAP Summary Report

Spring 2017

The AANAPISI grant at Mt. SAC aims to provide a networked link of services and activities to improve the academic achievement and personal development of its students. During the summer 2017, Arise students who were enrolled in classes during the spring 2017 term and returned in the fall 2017 term, received via US mail and email a personal letter updating them on the progress they are making on key success items. An example of this letter as well as summaries of all 291 students are included in this report.

Summary Results

- 57% of the Spring 2017 Arise students earned 100% or of the units they attempted
- Overall, 32% of the Spring 2017 students have earned over 49 units at Mt. SAC.
- 67% of the Spring 2017 Arise students have maintained a GPA of 2.5 or above for all the classes they have taken at Mt. SAC.

This report is only possible because of the insight and assistance provided by IT, Audrey Yamagat-Nogi, Aida Cuenza-Uvas, and the Arise grant staff. When you are referring to the data from this report, please remember to acknowledge that it was done through the Research and Institutional Effectiveness office in collaboration with the aforementioned persons and that it was completed on 6/25/2018.



Counselors

Tuesday, August 15, 2017

Dear



Bernadette Flamenno



Eddie Lee



Chan Ton

As a student in the Arise Program, you now have access to an Arise Student Action Plan {ASAP!}. ASAP! serves as your checklist for important student tasks. Our goal is to partner with you in making informed decisions about your education while here at Mt. SAC. Focusing on ASAP! leads to scholarship opportunities and setting reasonable transfer and/or graduation goals.

Starting this Fall 2017, you will begin receiving updates on your ASAP! {status and action plan recommendations} to help ensure you maintain progress toward completing a degree and/or preparing for transfer. Get help early, see a Counselor often, take advantage of Arise events and program activities! Please step by the office for upcoming events.

Attached is your personalized ASAP! Please pay attention to our TAKE ACTION instructions. Let's keep you moving forward towards graduating and transfer!

Sincerely,

Your Arise Family

Peer Mentors



Top L to R: Bianca Barrera, Jasper Chong, Ashley Ceralde
B: Terry Huang, KJ Siufanua, Julian Chen

Staff



Lisa DiDonato Kare'i Lokeni Aida Cuenza-Uvas
Research Interim Educational Advisor Program Director



Personalized ASAP! Report for

_____ **Arise Student Action Plan (ASAP!)**

Keep moving towards graduation and/or transfer ASAP!

Report after posting of Spring 2017 grades.

| Student Progress Marker | Recommended Target | Your Profile Status | Your Actions |
|--|---------------------------------------|-----------------------------------|--|
| Mt. SAC Overall GPA | 2.50 | 2.87 | Keep up the good work! |
| Mt. SAC Overall Units Enrolled/Completed | 70% earned | 51.5/62.5 | Keep up the good work! |
| | | 82% | |
| Spring 2017 term GPA | 2.50 | 2.971428571 | Keep up the good work! |
| Spring 2017 term units Enrolled/Completed | 70% earned | 17.5/17.5 | Keep up the good work! |
| | | 100% | |
| English Writing Requirements | <i>English Placement</i> | <i>AWE/English Test Taken</i> | <i>Completed!</i> |
| | <i>English Class Taken</i> | <i>Attempted an English Class</i> | <i>You're on your way to finishing!</i> |
| | <i>Passed English 1A</i> | <i>Passed English 1A</i> | <i>You're on your way to finishing!</i> |
| | <i>Passed English 1C</i> | | |
| Math Requirements | <i>Math Placement</i> | <i>MATH/Level 1 Taken</i> | <i>Completed!</i> |
| | <i>Math Class Taken</i> | <i>Attempted a Math Class</i> | <i>You're on your way to finishing!</i> |
| | <i>Passed Math 71</i> | <i>Passed Math 71</i> | <i>You're on your way to finishing!</i> |
| | <i>Passed Math 100+</i> | | |
| <i>Ed Plan {Mountie Academic Plan-MAP}</i> | <i>Have an active ed plan on file</i> | <i>Has an Ed Plan</i> | <i>Update your ed plan every semester.</i> |

*If you have questions regarding your ASAP! Please come in to the Arise Program to meet with program staff.
Call {909} 274-6622 or stop by Bldg. 16B.*

Who are we? Fun Facts on our Arise Student Profile, as of Spring 2017:

| |
|---|
| <p><i>Number of Students in Arise during the 2016/17 academic year: 323</i></p> <p><i>Arise Student Spring 2017 Average Term GPA: 2.54</i></p> <p><i>Percentage of Arise Students who have passed English 1A: 43%</i></p> <p><i>Percentage of Arise Students who have passed Math 71: 21%</i></p> <p><i>Percentage of Arise Students who have Ed Plans: 89%</i></p> |
|---|



Obtaining and maintaining a grade point average (GPA) of 2.5 or more is an important part of academic success. As seen in the charts and graphs below, 67% of the Spring 2017 Arise students have maintained a GPA of 2.5 or above for all the classes they have taken at Mt. SAC. 63% of the students earned a 2.5 or higher GPA for the Spring 2017 term.

Overall Mt. SAC GPA

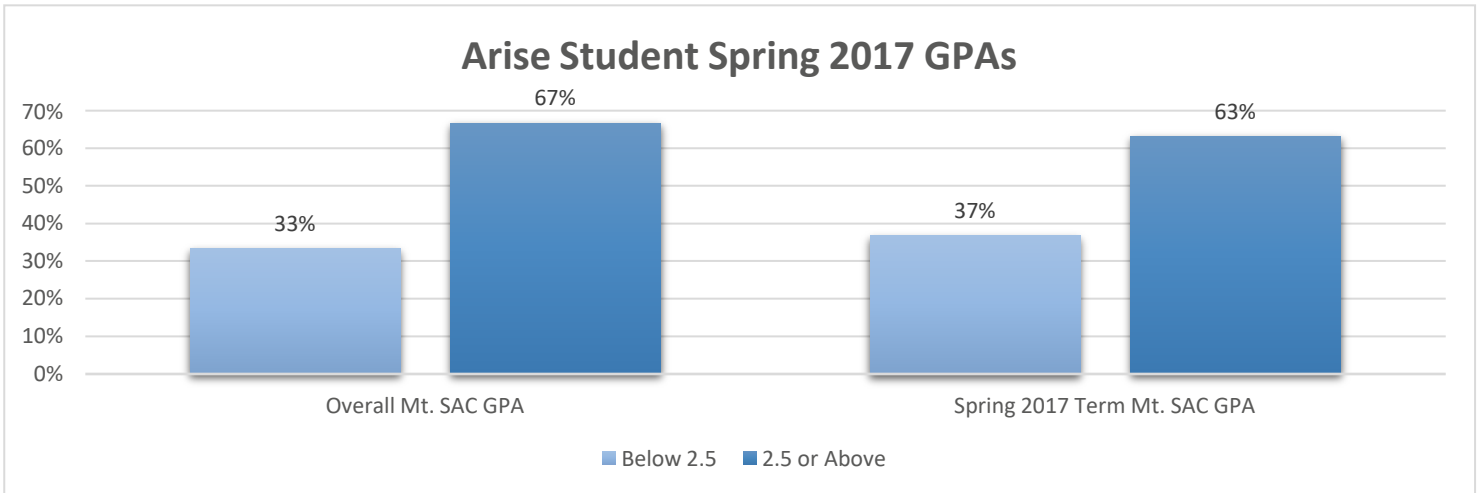
| | Count | Percent |
|--------------|------------|-------------|
| Below 2.5 | 97 | 33% |
| 2.5 or Above | 194 | 67% |
| Total | 291 | 100% |

Mean Overall GPA 2.74
Median Overall GPA 2.87

Spring 2017 Term Mt. SAC GPA

| | Count | Percent |
|--------------|------------|-------------|
| Below 2.5 | 107 | 37% |
| 2.5 or Above | 184 | 63% |
| Total | 291 | 100% |

Mean Overall GPA 2.54
Median Overall GPA 2.94



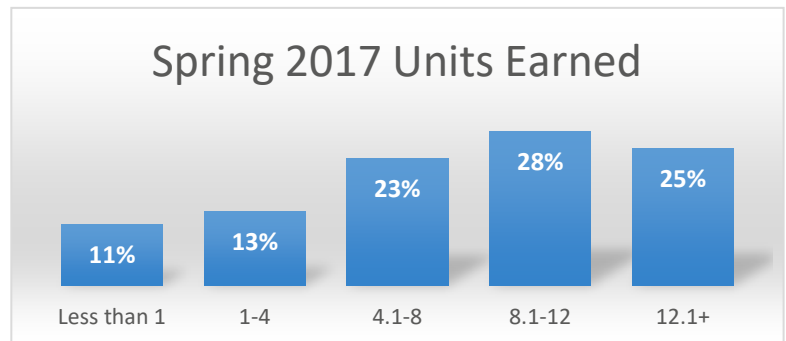

53% of the Spring 2017 ASAP Arise students were earned 8 or more units during the term. Overall, 32% of the Spring 2017 students have earned over 49 units at Mt. SAC.

Overall Mt. SAC Units Earned

| | Count | Percent |
|--------------|------------|-------------|
| Below 12 | 52 | 18% |
| 13-24 | 63 | 22% |
| 24-36 | 49 | 17% |
| 37-48 | 35 | 12% |
| 49+ | 92 | 32% |
| Total | 291 | 100% |

Term Mt. SAC Units Earned

| | Count | Percent |
|--------------|------------|-------------|
| Less than 1 | 32 | 11% |
| 1-4 | 39 | 13% |
| 4.1-8 | 67 | 23% |
| 8.1-12 | 81 | 28% |
| 12.1+ | 72 | 25% |
| Total | 291 | 100% |



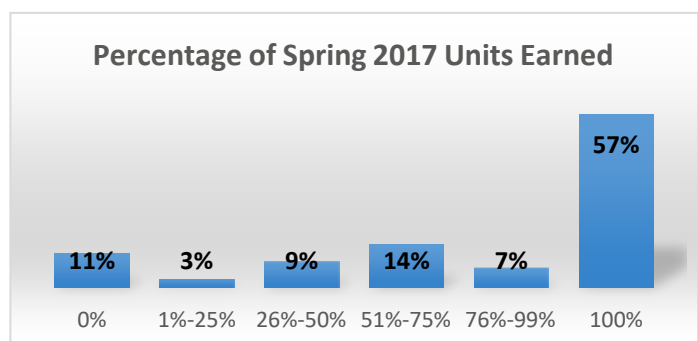
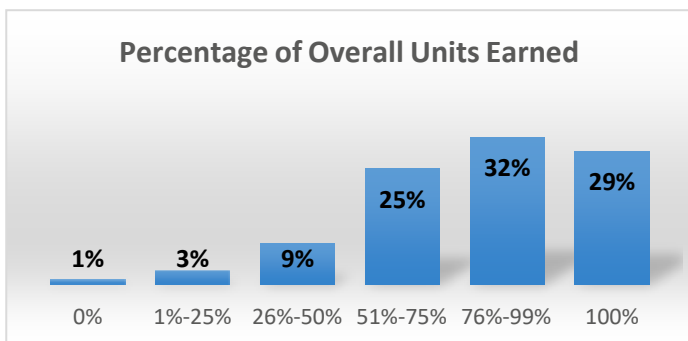
57% of the Spring 2017 Arise students were earned 100% or of the units they attempted. Overall, 29% of the Spring 2017 ASAP students have earned 100% of the units they have attempted at Mt. SAC.

Percentage of Overall Mt. SAC Units Earned

| | Count | Percent |
|--------------|------------|-------------|
| 0% | 3 | 1% |
| 1%-25% | 9 | 3% |
| 26%-50% | 26 | 9% |
| 51%-75% | 74 | 25% |
| 76%-99% | 94 | 32% |
| 100% | 85 | 29% |
| Total | 291 | 100% |

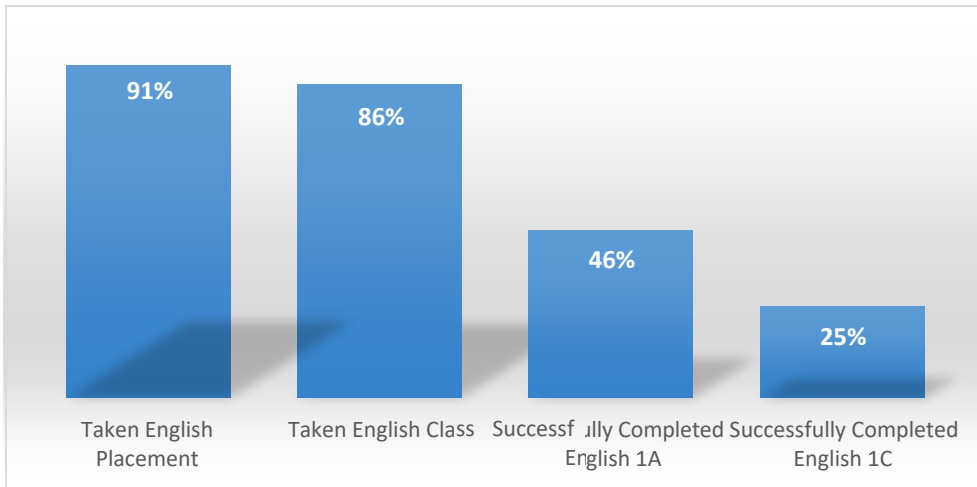
Percentage of Term Mt. SAC Units Earned

| | Count | Percent |
|--------------|------------|-------------|
| 0% | 32 | 11% |
| 1%-25% | 8 | 3% |
| 26%-50% | 25 | 9% |
| 51%-75% | 41 | 14% |
| 76%-99% | 19 | 7% |
| 100% | 166 | 57% |
| Total | 291 | 100% |



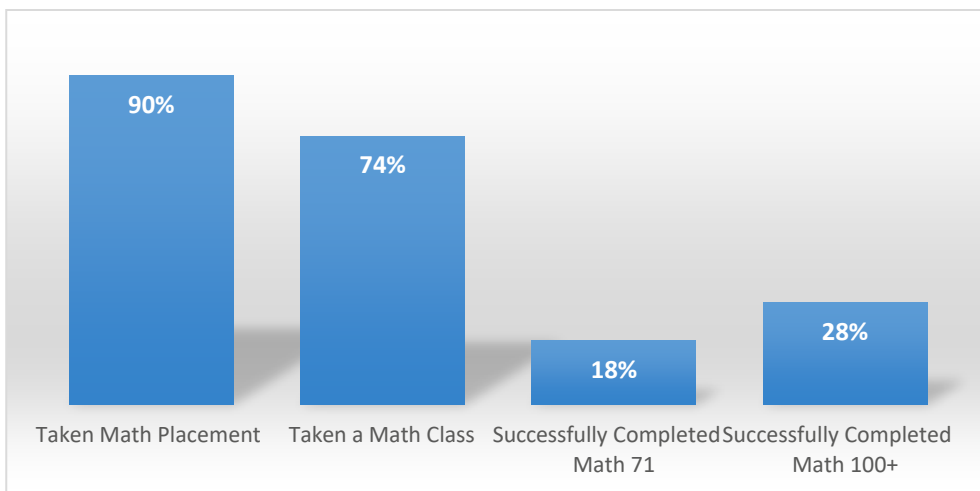
English Writing Requirements

| | Count | Percent | |
|-----------------------------------|-------|---------|--|
| Taken English Placement | 266 | 91% | 91% of the 291 students have taken their English Placement exam. 46% have successfully completed English 1A and 86% have attempted an English class. |
| Taken English Class | 251 | 86% | |
| Successfully Completed English 1A | 134 | 46% | |
| Successfully Completed English 1C | 73 | 25% | |



Math Requirements

| | Count | Percent | |
|----------------------------------|-------|---------|--|
| Taken Math Placement | 262 | 90% | 90% of the students have completed at least one math placement exam. 74% have attempted a math class and 28% have successfully completed Math 100 or higher. |
| Taken a Math Class | 214 | 74% | |
| Successfully Completed Math 71 | 51 | 18% | |
| Successfully Completed Math 100+ | 81 | 28% | |





Arise ASAP Focus Group

Summer 2017

The AANAPISI grant at MT. SAC aims to provide a networked link of services and activities to improve the academic achievement and personal development of its students. During the summer 2017, Arise students who were enrolled in classes during the spring 2017 term and returned in the fall 2017 term, received via US mail and email a personal letter updating them on the progress they are making on key success items. As part of the process of generating this letter, a focus group of Arise Peer Mentors was conducted. A brief summary of the focus group are provided below.

Summary Results

The Peer Mentors were asked first about what they thought of the idea of this new ASAP letter. All of the students felt it was a good idea and felt it would help students to keep on track and come see a counselor.

The students were then asked about the layout and verbiage contained in the letter. The students provided valuable insight into the words that might be difficult for students to understand. They mentioned words such as "cumulative" and suggested changes to the wording of messages to students about their progress.

Finally, the students in the focus group also recommended providing overall data of all Arise students at the bottom of the letter to help the recipients understand where they stand in comparison to their peers.



Asian Pacific Islander Heritage

The AANAPISI grant at MT. SAC aims to provide a networked link of services and activities to improve the academic achievement and personal development of its students. Each year the Arise grant celebrates Asian, Pacific Islander culture with event highlighting the history and experiences of these cultures. On May 11, 2017 a luncheon was held featuring the digital stories of several Arise students and Iosefa Aina as a keynote speaker. A survey of those in attendance was collected. This report contains the results of that survey.

Summary Results

- 100% of the respondents either "Agreed" or "Strongly Agreed" that they enjoyed the event.
- 100% of those who completed the survey "Strongly Agreed" or "Agreed" that they would recommend this event to others.
- 100% of those who responded to the survey either "Agreed" or "Strongly Agreed" that the event was educational.
- 100% of those who responded to the survey either "Agreed" or "Strongly Agreed" that they learned about issues within the Asian Pacific Islander community.

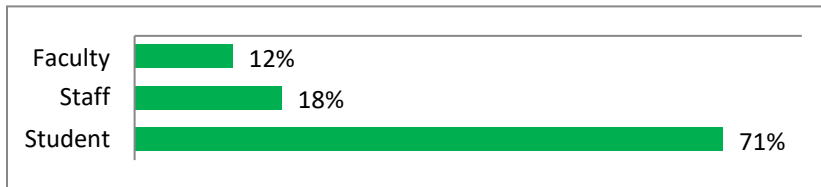
The following report is only possible because of the insight and assistance provided by IT. When you are referring to the data from this report, please remember to acknowledge that it was done through the Research and Institutional Effectiveness office in collaboration with the aforementioned persons and that it was completed on 6/14/2018. Prepared By: Lisa DiDonato, ERAA, AANAPISI Grant (RIE)

Workshop Evaluation Results for: Asian Pacific Islander Heritage Month Luncheon

In May 2017, a luncheon was held in celebration of Asian American Pacific Islander Heritage Month was held. Those in attendance were asked to complete a brief survey about the event. 17 surveys were received although 42 people attended this event.

Please mark the category that best describes you.

| Response | Count | Percent |
|--------------|-----------|-------------|
| Faculty | 2 | 12% |
| Staff | 3 | 18% |
| Student | 12 | 71% |
| Total | 17 | 100% |

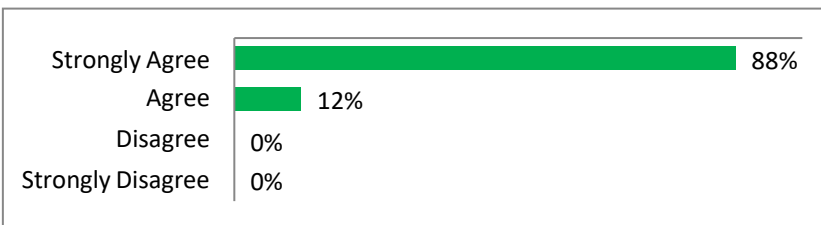


The majority of surveys were completed by students.

Mark your level of agreement with the following statements.

I enjoyed this event.

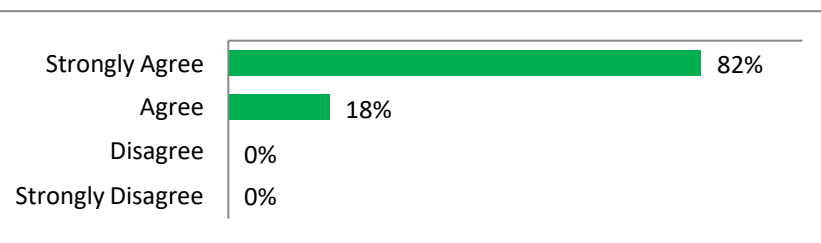
| Response | Count | Percent |
|-------------------|-----------|-------------|
| Strongly Agree | 15 | 88% |
| Agree | 2 | 12% |
| Disagree | 0 | 0% |
| Strongly Disagree | 0 | 0% |
| Total | 17 | 100% |



100% of the respondents either "Agreed" or "Strongly Agreed" that they enjoyed the event.

I would recommend this event to others.

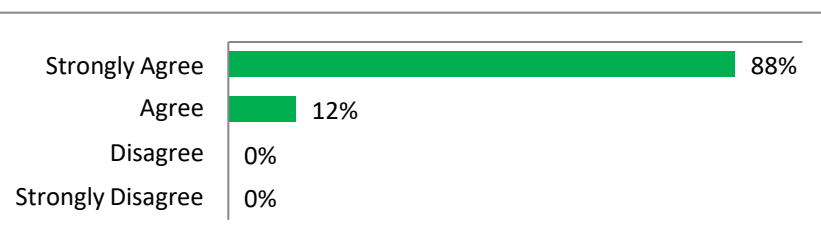
| Response | Count | Percent |
|-------------------|-----------|-------------|
| Strongly Agree | 14 | 82% |
| Agree | 3 | 18% |
| Disagree | 0 | 0% |
| Strongly Disagree | 0 | 0% |
| Total | 17 | 100% |



100% of those who completed the survey "Strongly Agreed" or "Agreed" that they would recommend this event to others.

I felt this event was educational.

| Response | Count | Percent |
|-------------------|-----------|-------------|
| Strongly Agree | 15 | 88% |
| Agree | 2 | 12% |
| Disagree | 0 | 0% |
| Strongly Disagree | 0 | 0% |
| Total | 17 | 100% |

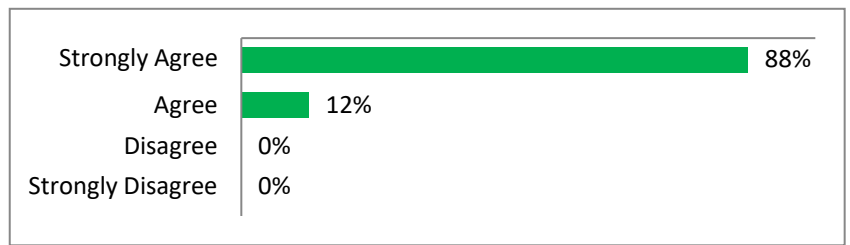


100% of those who responded to the survey either "Agreed" or "Strongly Agreed" that the event was educational.

I learned about issues within the Asian Pacific Islander community.

| Response | Count | Percent |
|-------------------|-----------|-------------|
| Strongly Agree | 15 | 88% |
| Agree | 2 | 12% |
| Disagree | 0 | 0% |
| Strongly Disagree | 0 | 0% |
| Total | 17 | 100% |

Missing=1



100% of those who responded to the survey either "Agreed" or "Strongly Agreed" that they learned about issues within the Asian Pacific Islander community.

Short answer responses to: What did you like best about this event?

I liked listening to Iosefa Aina's lecture.

1. 2 digital stories at the start. 2. Audrey's talk and the guests from the book be Japanese American. 3. Asian food

Food, Sefa speech, trees is our ancestor

Digital stories and guest speaker

Personal stories

The keynote speaker

Iosefa presentation was the best!

The presentation and speakers

The speaker and his message.

Have goals to take success out of other people success.

Enjoyed the video presentation and Sefa speaking. Food was bomb too.

Very inspiring keynote speakers!

Very eye opening and relateable.

Great food, company, venue speaker

To see Sefa share his story and pathway to success.

Keynote speaker

Keynote speaker, Sefa Aina

Short answer responses to: Is there anything you would change?

Nothing, everything was perfect!

Nope

No, this event was wonderful.

No

No

No

No

Naw, y'all coo...

N/A

N/A

I like a more structure event

For food next time bring fried rice and chow mein.

Better advertising and campus involvement.

Advertise more

Short answer responses to: What is something you learned or found interesting at today's event?

Their experiences and what they went through

The studies about P.I students

The people and fellowshiping with them.

The guest speaker was interesting.

That before Mt SAC didn't have ARISE

Similar struggle to the undocumented

Pick any of the 2 from the 3 noted above

Learning from different point of view.

Keep in touch with the past

I learned more about Pachel's background and I was suprised how slow the immigration process was.

I learned about Asian and Pacific Islander issues in America today.

Great combination of speech, food, and dance!

Don't be ashamed of your culture.

Digital stories and personal stories that connect us all together.

Being able to learn about myself or naraatives about myself.

Short answer responses to: Do you have any additional comments?

Thank you

Pineapple and rice? What is this!

No

Naw, we good b.

N/A

N/A

I would have to more of these events through the year!

Excelent



Year 6 Arise Cultural Night Survey Results Spring 2017

The AANAPISI grant at MT. SAC aims to provide a networked link of services and activities to improve the academic achievement and personal development of its students. Each year the Arise grant celebrates Asian, Pacific Islander culture with an event highlighting dance, food, crafts, and history of these cultures. A survey of those in attendance is collected. This report contains the results of that survey.

Summary Results

- 96% of the respondents either "Agreed" or "Strongly Agreed" that they enjoyed the event.
- 98% of those who completed the survey "Strongly Agreed" or "Agreed" that they would recommend this event to others.
- 96% of those who responded to the survey either "Agreed" or "Strongly Agreed" that the event was educational.
- 98% of those who responded to the survey either "Agreed" or "Strongly Agreed" that they have a deeper appreciation for the cultures represented at the event.

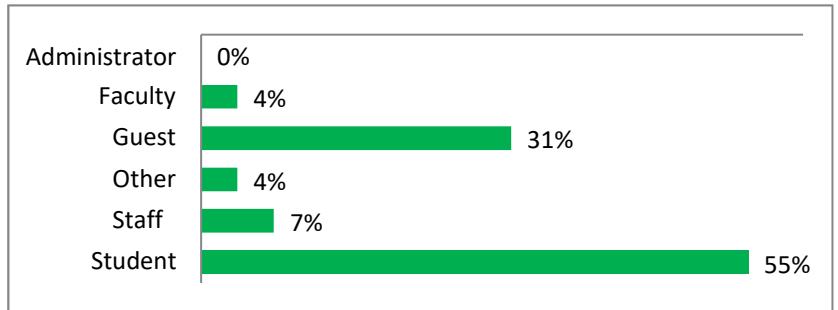
The following report is only possible because of the insight and assistance provided by IT. When you are referring to the data from this report, please remember to acknowledge that it was done through the Research and Institutional Effectiveness office in collaboration with the aforementioned persons and that it was completed on 6/1/2017 . Prepared By: Lisa DiDonato, ERAA, AANAPISI Grant (RIE)

Workshop Evaluation Results for: Cultural Performance Celebration

In May 2017, a celebration in honor of Asian American Pacific Islander Heritage Month was held. Those in attendance were asked to complete a brief survey about the event. 130 people attended the event. 55 forms were completed. The results of that survey are provided below.

Please mark the category that best describes you.

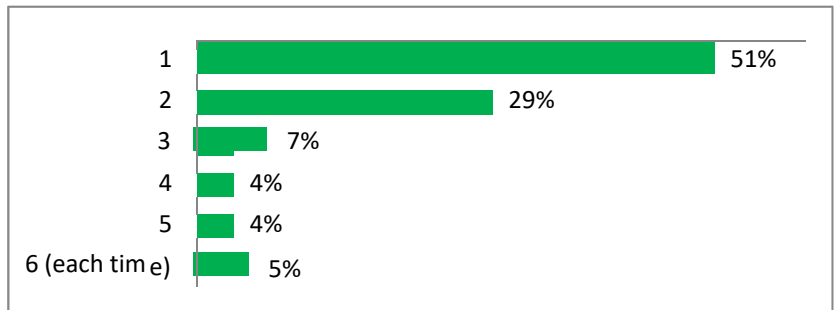
| Response | Count | Percent |
|---------------|-----------|-------------|
| Administrator | 0 | 0% |
| Faculty | 2 | 4% |
| Guest | 17 | 31% |
| Other | 2 | 4% |
| Staff | 4 | 7% |
| Student | 30 | 55% |
| Total | 55 | 100% |



The majority of surveys were completed by students followed by guests.

How many times have you attended this event?

| Response | Count | Percent |
|---------------|-----------|-------------|
| 1 | 28 | 51% |
| 2 | 16 | 29% |
| 3 | 4 | 7% |
| 4 | 2 | 4% |
| 5 | 2 | 4% |
| 6 (each time) | 3 | 5% |
| Total | 55 | 100% |

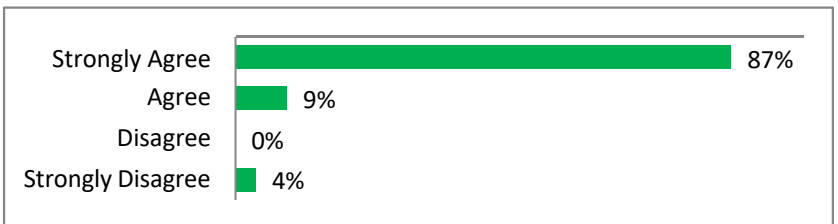


The majority of surveys were completed by students who were attending the cultural event for the first time.

Mark your level of agreement with the following statements.

I enjoyed this event.

| Response | Count | Percent |
|-------------------|-----------|-------------|
| Strongly Agree | 48 | 87% |
| Agree | 5 | 9% |
| Disagree | 0 | 0% |
| Strongly Disagree | 2 | 4% |
| Total | 55 | 100% |



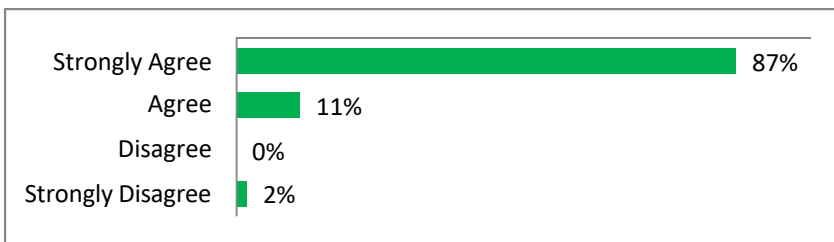
96% of the respondents either "Agreed" or "Strongly Agreed" that they enjoyed the event.

I would recommend this event to others.

| Response | Count | Percent |
|-------------------|-------|---------|
| Strongly Agree | 47 | 87% |
| Agree | 6 | 11% |
| Disagree | 0 | 0% |
| Strongly Disagree | 1 | 2% |

Total 54 100%

Missing=1



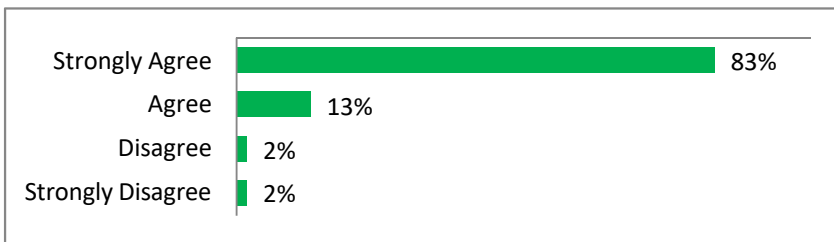
98% of those who completed the survey "Strongly Agreed" or "Agreed" that they would recommend this event to others.

I felt this event was educational.

| Response | Count | Percent |
|-------------------|-------|---------|
| Strongly Agree | 45 | 83% |
| Agree | 7 | 13% |
| Disagree | 1 | 2% |
| Strongly Disagree | 1 | 2% |

Total 54 100%

Missing=1



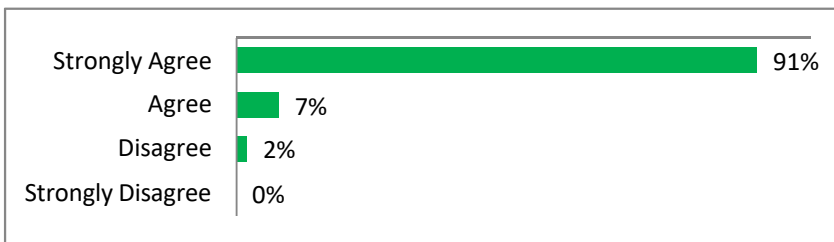
96% of those who responded to the survey either "Agreed" or "Strongly Agreed" that the event was educational.

I have a deeper appreciation for the cultures represented this evening.

| Response | Count | Percent |
|-------------------|-------|---------|
| Strongly Agree | 49 | 91% |
| Agree | 4 | 7% |
| Disagree | 1 | 2% |
| Strongly Disagree | 0 | 0% |

Total 54 100%

Missing=1



98% of those who responded to the survey either "Agreed" or "Strongly Agreed" that they have a deeper appreciation for the cultures represented at the event.

Short answer responses to: What did you like best about this event?

Everything

Dancing

All the different cultures represented.

Knowing the dancing event

Everything

Dance, friendly

The mixed cultures

The joy of the students the variety of styles.

Variety of diff cultures represented

I love the mix of boys in the performances.

Tinikling and sasa

Culture showing

Tongan number w/ boys

Everything

All

Everything. The performances were great!

Everything!

Collaboration of cultures

Performance

Everything

All the performance

All dances was very enjoyable.

All of it it was beautiful.

The energy

The dancing and singing

The dancing

The dancing

I love all the dancing and all of the wonderful students.

Express of a history that should be known. I <3 tinkaling

The dancing represent the culture

The culture

Everything

Everything

All of it.

The dances, and how everyone is like family.

The hulu dance

The energy

The dances

The variety and information about each culture.

Performances

The environment (people made me feel welcomed)

All the dances and music

The dances and sense of tradition.

Crowd's reactions, many dances

The performers

Cultural presentation (dances)

The togetherness

Good show

The food

The community building

Different dancer

Short answer responses to: Is there anything you would change?

| <i>Response</i> | <i>Count</i> |
|---|--------------|
| Hoping for more Pacific Islander participants. | 1 |
| Knowing about the other culture. | 1 |
| More asian and south-asian performances please. | 1 |
| More balanced representation of API culture. | 1 |
| More cookies | 1 |
| More culture showing | 1 |
| More dance numbers | 1 |
| More dances | 1 |
| More educational or even storytelling. Recognizing all transfer students. | 1 |
| More female performances | 1 |
| More food | 2 |
| More live music | 1 |
| More publicity | 1 |
| Musubi | 1 |
| N/A | 2 |
| No | 18 |
| No! | 1 |
| No, not even | 1 |
| None | 3 |
| None! <3 | 1 |
| Nope | 4 |
| Not a thing | 1 |
| Nothing | 5 |

Short answer responses to: What is something new you learned today?

To get there n love

Filipino dance

Different songs and dances of many cultures

Dance with other Asian Pacific

Different cultures

Cultural respect

The difference about them.

How much support we have from our community.

N/A

Sasa, different cultures

Philipines dance

Yes, family

Lots

Culture

Sasa

Diff culture

N/A

Traditional dance of the PACIFIC

Alot of things

Different cultures/ tradition performances

Family is everything.

Culture

Come earlier

To come earlier

It's good

The love me shame is much deeper than we think.

Mt Sac is very diverse.

Love the Islanders

There are many cultures.

Other cultures have different dances.

Quite a bit too much to list

Ula is leaving us :(

Family is important

Each culture is extremely unique.

Sumoan culture dance

The different areas of islanders in the pacific.

About the Island geography.

That family is strongly represented as important in every culture.

Many types of people who fall into the Pacific Islander category.

I learned that throwing \$ is a sign of respect.

That my students are dancers!

History of Philipines dance.

Phillipine

Nothing

We have all ever growing community.

Short answer responses to: Do you have any additional comments?

Keep up a great job

Good job!

NA

Excellent

Great job!

N/A

<3 <3 <3

None

More Asian-American show

No

No

Keep up the good work

More representation of the API community

Awesome job! Love APISA

N/A

I wish there were more events like this People should come and watch next time.

I'm glad we attend this events. I only wihs we had this event during my college years. I try to

<3'd it!! <3

Good job

Nope

Nope

Nope

No

Awesome performance!

Very fun

None

No

Love this event

No

Amazing! :)

Amazing event

No

Great event

Good job!

Good



Fale Fono Year 1 Survey Results

The AANAPISI grant at MT. SAC aims to provide a networked link of services and activities to improve the academic achievement and personal development of its students. Developing communication and leadership skills of Asian and Pacific Islander students is among the main objectives of the grant. During the first year of our second grant, eight Fale Fonos were held. These Fale Fonos gleaned 243 attendees. At three of these Fale Fonos students were asked to complete evaluations, resulting in 66 completed surveys. This report summarizes the findings of those evaluations.

Summary Results

- 100% of the students either "Strongly Agreed" or "Agreed" that they learned something new at the Fale Fono they attended.
- 98% of the students agreed with the statement, "I realized something new about myself tonight."
- 98% of the students either "Strongly Agreed" or "Agreed" that they feel the Fale Fonos are improving their sense of belonging.

This report is only possible because of the insight and assistance provided by IT, Aida Cuenza-Uvas and the Arise grant staff. When you are referring to the data from this report, please remember to acknowledge that it was done through the Research and Institutional Effectiveness office in collaboration with the aforementioned persons and that it was completed on 6/18/18.

Fale Fono Survey Results

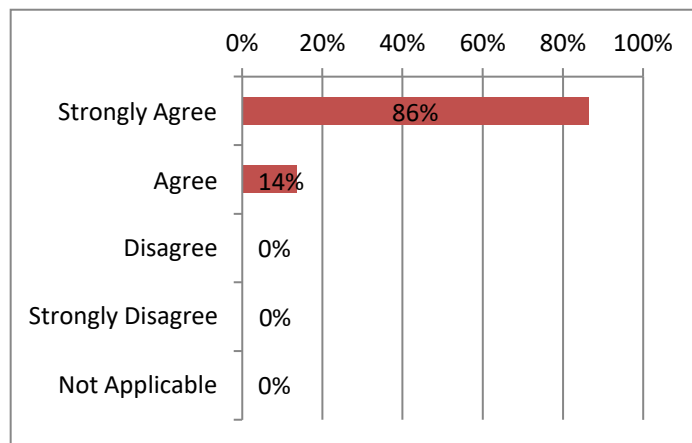
Mark your level of agreement with the following statements about tonight's Fale Fono.

I learned something new tonight.

| Response | Count | Percent |
|-------------------|-----------|-------------|
| Strongly Agree | 57 | 86% |
| Agree | 9 | 14% |
| Disagree | 0 | 0% |
| Strongly Disagree | 0 | 0% |
| Not Applicable | 0 | 0% |
| Total | 66 | 100% |

Missing=0

100% of the students either "Strongly Agreed" or "Agreed" that they learned something new at the Fale Fono they attended.

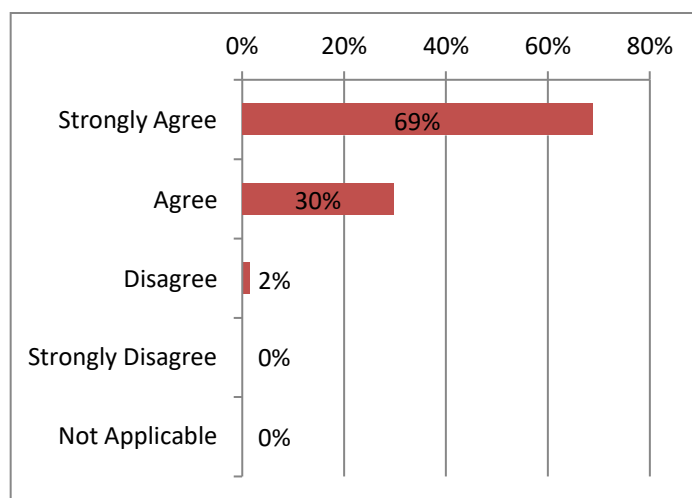


I realized something new about myself tonight.

| Response | Count | Percent |
|-------------------|-----------|-------------|
| Strongly Agree | 44 | 69% |
| Agree | 19 | 30% |
| Disagree | 1 | 2% |
| Strongly Disagree | 0 | 0% |
| Not Applicable | 0 | 0% |
| Total | 64 | 100% |

Missing=2

98% of the students agreed with the statement, "I realized something new about myself tonight."

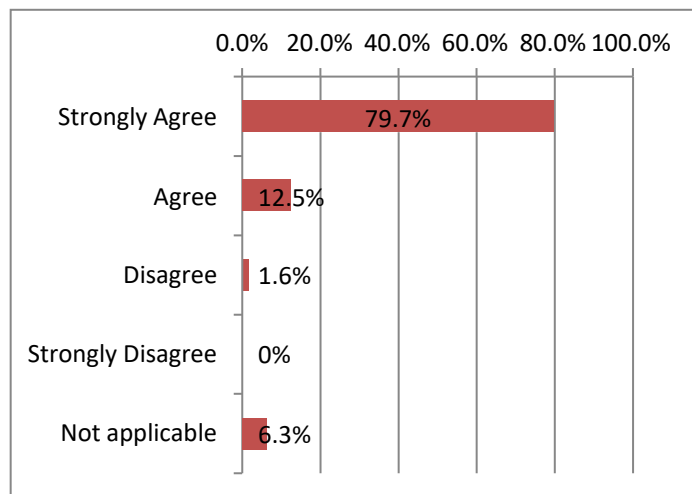


My confidence regarding tonight's topic was improved.

| Response | Count | Percent |
|-------------------|-----------|-------------|
| Strongly Agree | 51 | 79.7% |
| Agree | 8 | 12.5% |
| Disagree | 1 | 1.6% |
| Strongly Disagree | 0 | 0% |
| Not applicable | 4 | 6.3% |
| Total | 64 | 100% |

Missing=2

92% of the students either "Strongly Agreed" or "Agreed" that their confidence regarding the evening's topic was improved.



The information I received tonight will help me achieve my academic goals.

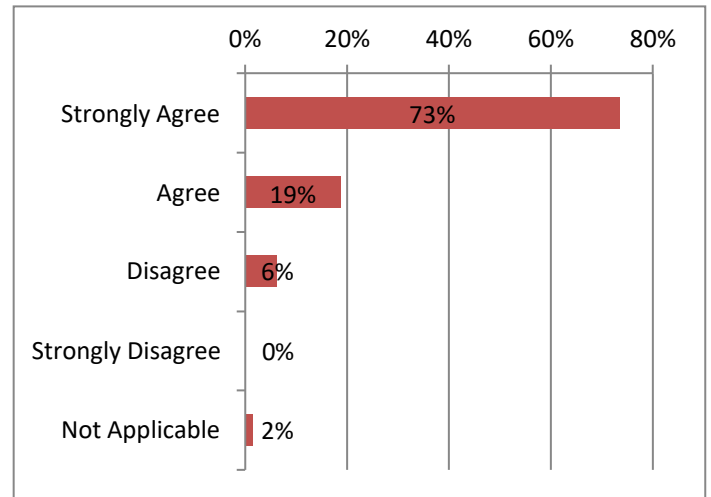
| Response | Count | Percent |
|-------------------|-------|---------|
| Strongly Agree | 47 | 73% |
| Agree | 12 | 19% |
| Disagree | 4 | 6% |
| Strongly Disagree | 0 | 0% |
| Not Applicable | 1 | 2% |

Total

64

Missing=2

92% of the students agreed that the information they received would help them achieve their academic goals.



Fale Fono Survey Results

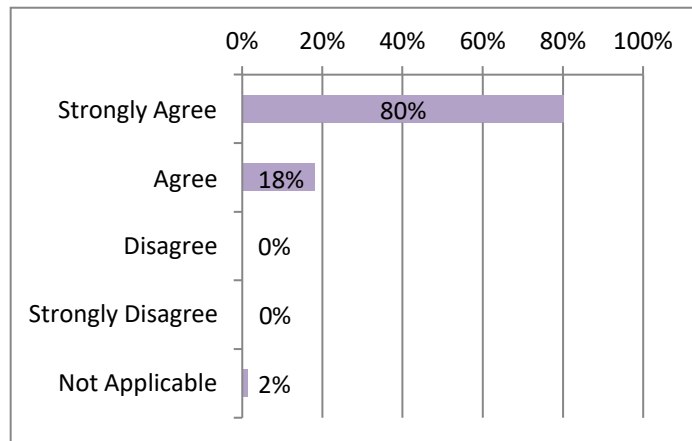
Mark your level of agreement with the following statements about the Fale Fono in general.

I feel the Fale Fonos are improving my sense of belonging.

| Response | Count | Percent |
|-------------------|-----------|-------------|
| Strongly Agree | 53 | 80% |
| Agree | 12 | 18% |
| Disagree | 0 | 0% |
| Strongly Disagree | 0 | 0% |
| Not Applicable | 1 | 2% |
| Total | 66 | 100% |

Missing=0

98% of the students either "Strongly Agreed" or "Agreed" that the they feel the Fale Fonos are improving their sense of belonging.

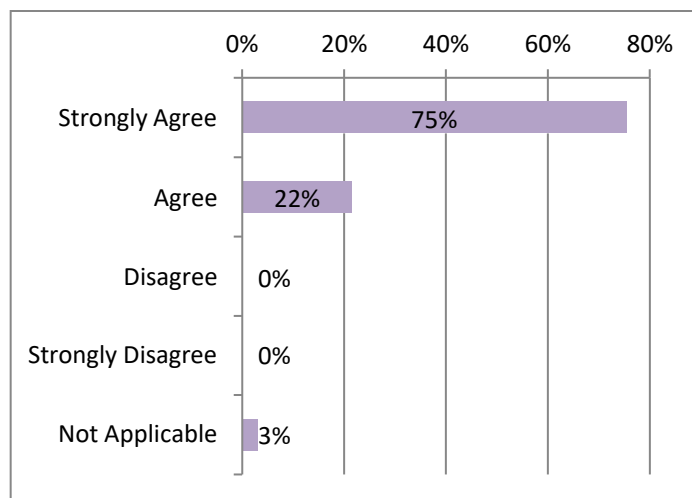


I feel the Fale Fonos are helping to motivate me to succeed.

| Response | Count | Percent |
|-------------------|-----------|-------------|
| Strongly Agree | 49 | 75% |
| Agree | 14 | 22% |
| Disagree | 0 | 0% |
| Strongly Disagree | 0 | 0% |
| Not Applicable | 2 | 3% |
| Total | 65 | 100% |

Missing=1

97% of the students agreed with the statement, "I feel the Fale Fonos are helping to motivate me to succeed."

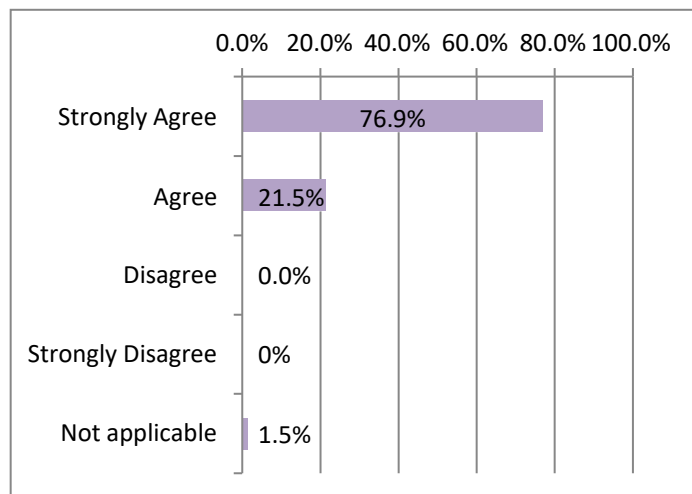


I feel the Fale Fonos are improving my ability to achieve my academic goals.

| Response | Count | Percent |
|-------------------|-----------|-------------|
| Strongly Agree | 50 | 76.9% |
| Agree | 14 | 21.5% |
| Disagree | 0 | 0.0% |
| Strongly Disagree | 0 | 0% |
| Not applicable | 1 | 1.5% |
| Total | 65 | 100% |

Missing=1

98% of the students either "Strongly Agreed" or "Agreed" that the Fale Fonos are improving their ability to achieve their academic goals.



Short answers to: Do you have any comments or suggestions about the Fale Fono?

| |
|---|
| no comments |
| Great |
| Well Done! |
| Best Fale Fono I've been to and learned most from! |
| Good job with the activities. |
| great |
| It's all about you! |
| Everything was good. |
| none |
| N/A |
| it's really inspiring about he been teaching about people's life. |
| Time management could be better. Overall, great reminder. # You Matter. |
| None |
| More food. |
| Good Activity! |
| No, everything is going well. |
| Not too much information was given. Most of it was implied. |
| Nope |
| N/A |
| Next when we do Fale Fono another trip to somewhere interesting. I like the teaching about the Fale Fono. |
| Food |
| Great having participate. Bring them often. |
| It was really fun. |
| The food was great and also the activities. |
| N/A |
| Great job with the activities |
| Great debate! I learned more. |
| Loved it. |
| It was enlighting |
| Helping right to vote especially on controversy right now. |
| I really liked the debates. I didn't care that it went over time. Very educational. |
| No |
| I <3 every Fale Fono, thank you! |
| Feel better as a PI student and I am very well informed now. |
| N/A |
| That there was information about propostions and candidates. |
| This Fale Fono was awesome, got heated at one point but it's all good. QTIP |

What activities/topics would you like to see offered in the future?

| |
|--|
| Trip somewhere. |
| Transfer goals and next steps after Mt SAC graduation. |
| The debate. |
| The debate |
| Stuff like what we talked about today. |
| Paramount |
| No |
| N/A |
| Motivation as a topic. Long term goals vs short term goals |
| Motivation |
| More self finding stuff. |
| More like tonight |
| keep going |
| I'm not sure |
| I'm not sure |
| I really liked how we played a game involving the tools that are important toward our success. Maybe more games similar to that. |
| I have an awesome motivation speaker to speak. |
| How to find your identity. |
| Heath Fitness |
| Great speaker |
| Fitting in. |
| Field Trips please!! (Movies) |
| Field Trip |
| Failure |
| Education |
| Don't have one in mind...surprise me. |
| anything |
| All things Poly, Hula, Chanting, Learning Ancient ways. |
| Advertise it better |
| Activities that make us think about situations deeper (like the debate). Lectures that are engaging so people can't fall asleep. |
| Acitivities similar- share and participate to better self. |



Winter 2017 GRASP Retreat Survey Results

The AANAPISI grant at MT. SAC aims to provide a networked link of services and activities to improve the academic achievement and personal development of its students. Developing communication and leadership skills of Asian and Pacific Islander students is among the main objectives of the grant. During the winter 2017 term a retreat was held for the GRASP program students. The students were asked to complete evaluations of the workshops. This report summarizes the findings of those evaluations.

Summary Results

- 94% of the students either "Strongly Agreed" that they felt the Practicing Communication workshop will help them communicate better.
- 93% of the students agreed that they have often felt like they were an imposter.
- 95% of the students either "Strongly Agreed" or "Agreed" that the workshop helped them understand their identity as an athlete.

This report is only possible because of the insight and assistance provided by IT, Aida Cuenza-Uvas and the Arise grant staff. When you are referring to the data from this report, please remember to acknowledge that it was done through the Research and Institutional Effectiveness office in collaboration with the aforementioned persons and that it was completed on 6/15/18.

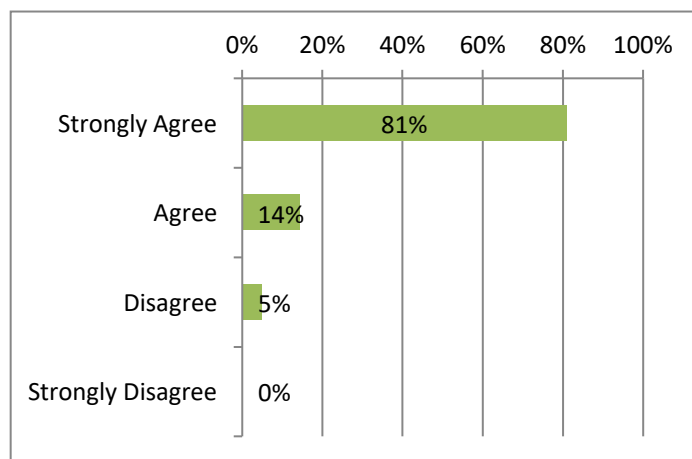
GRASP Winter 2017 Retreat Survey Results

Athletic Identity Session

I feel this workshop helped me understand my identity as an athlete.

| Response | Count | Percent |
|-------------------|-----------|-------------|
| Strongly Agree | 17 | 81% |
| Agree | 3 | 14% |
| Disagree | 1 | 5% |
| Strongly Disagree | 0 | 0% |
| Total | 21 | 100% |

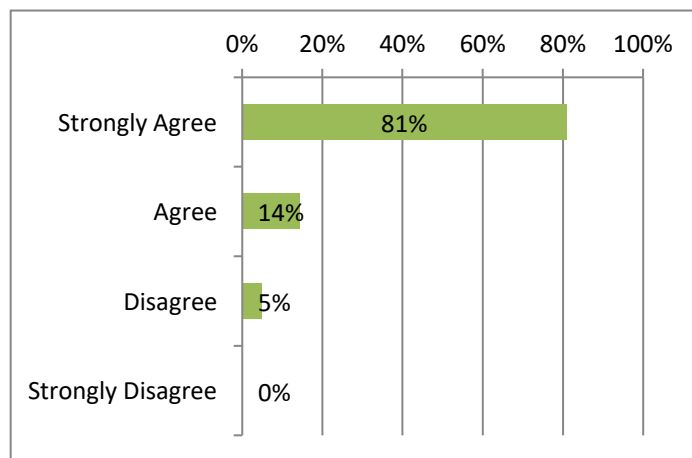
95% of the students either "Strongly Agreed" or "Agreed" that the workshop helped them understand their identity as an athlete.



I plan to use some of the things I learned in this workshop.

| Response | Count | Percent |
|-------------------|-----------|-------------|
| Strongly Agree | 17 | 81% |
| Agree | 3 | 14% |
| Disagree | 1 | 5% |
| Strongly Disagree | 0 | 0% |
| Total | 21 | 100% |

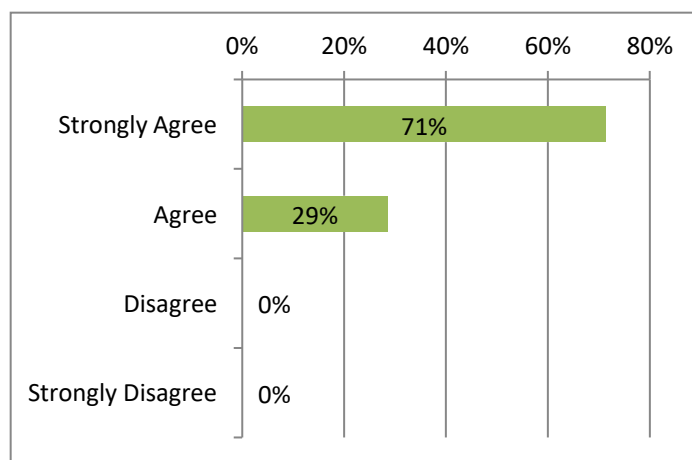
95% of the students either "Strongly Agreed" or "Agreed" that they plan to use some of the things they learned in the workshop.



I would recommend this workshop to a friend.

| Response | Count | Percent |
|-------------------|-----------|-------------|
| Strongly Agree | 15 | 71% |
| Agree | 6 | 29% |
| Disagree | 0 | 0% |
| Strongly Disagree | 0 | 0% |
| Total | 21 | 100% |

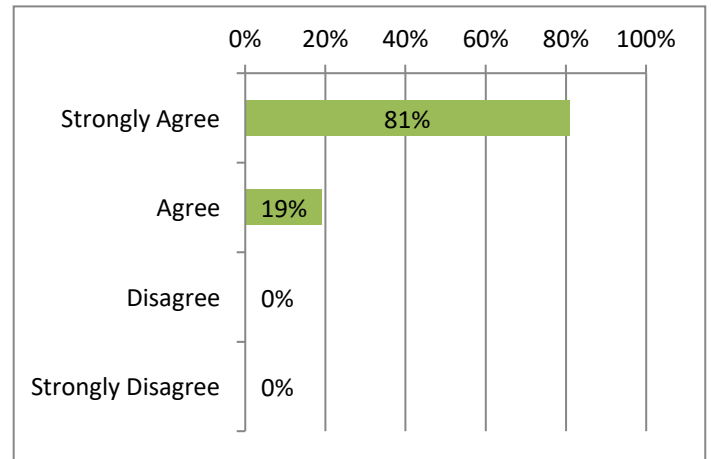
100% of the students either "Strongly Agreed" or "Agreed" that they would recommend this workshop to a friend.



I learned something new.

| Response | Count | Percent |
|-------------------|-----------|-------------|
| Strongly Agree | 17 | 81% |
| Agree | 4 | 19% |
| Disagree | 0 | 0% |
| Strongly Disagree | 0 | 0% |
| Total | 21 | 100% |

100% of the students either "Strongly Agreed" or "Agreed" that they learned something new at the workshop.



What is one thing you learned about this topic?

That life is about networking and to use your processor.

I learned that dedication and commitment can overcome seemingly impossible odds and that it is important to communicate and connect with people. Look and act like you belong because you do belong.

The one thing I learned about the hope is the challenges toward minorities.

Facts > feelings

I learned that time is something that definitely should be wasted.

To keep at it in class & pass all classes.

Learned how to prioritize

Loved everything about it.

One thing I learned that can help me is the 2/3 balance for example, you pick 3 things important to you but you can only prioritize 2 of them.

Even if you don't have the supplies to do what you want you can always ask for help.

The one thing that I learned today during this workshop was how anybody can accomplish anything.

I learned that it's not always what you know but who you know. It was really good.

I learned about life and how football can lead me to many opportunities.

Must present yourself appropriately.

Having bad grades doesn't mean you're stupid, it just means you're lazy.

That it is not real.

The importance of prioritizing.

Everything in life is hard, having dreams and fulfilling them are even harder.

I learned a lot about things outside of school and football. Learned about networking.

Hard work pays off you get what you put in.

Hard work makes you achieve anything you assign your mind to.

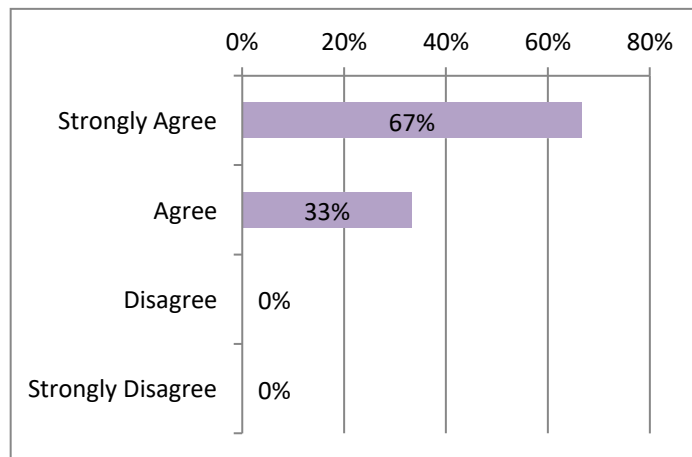
GRASP Winter 2017 Retreat Survey Results

Imposter Syndrome Workshop.

I could relate to this topic.

| Response | Count | Percent |
|-------------------|-----------|-------------|
| Strongly Agree | 10 | 67% |
| Agree | 5 | 33% |
| Disagree | 0 | 0% |
| Strongly Disagree | 0 | 0% |
| Total | 15 | 100% |

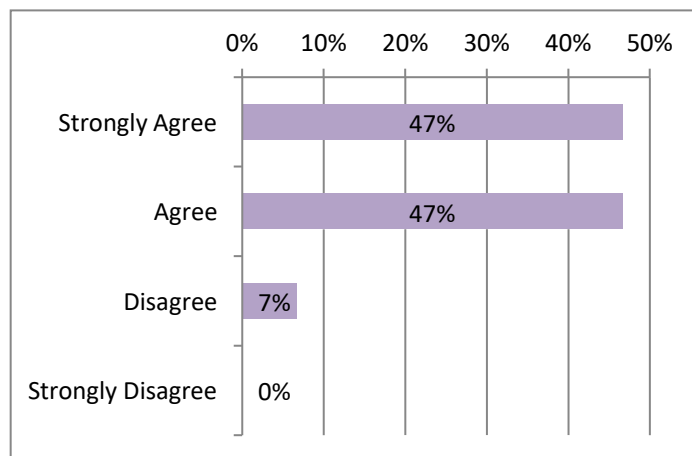
100% of the students either "Strongly Agreed" or "Agreed" that they could relate to the workshop topic.



I have often felt like I am an imposter.

| Response | Count | Percent |
|-------------------|-----------|-------------|
| Strongly Agree | 7 | 47% |
| Agree | 7 | 47% |
| Disagree | 1 | 7% |
| Strongly Disagree | 0 | 0% |
| Total | 15 | 100% |

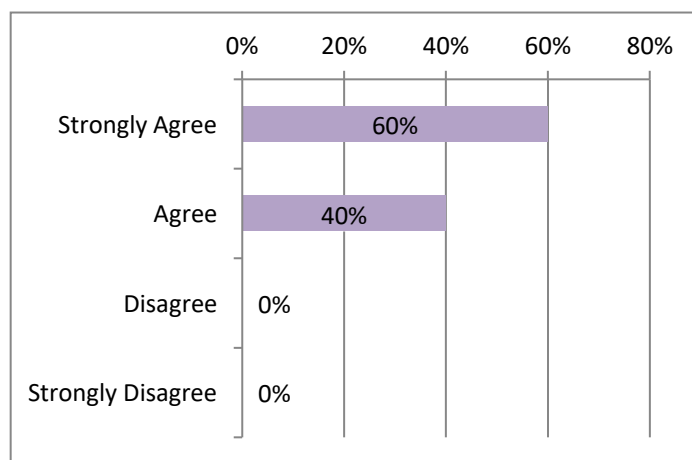
93% of the students agreed that they have often felt like they were an imposter.



I feel I now have strategies to help me cope with feeling like an imposter.

| Response | Count | Percent |
|-------------------|-----------|-------------|
| Strongly Agree | 9 | 60% |
| Agree | 6 | 40% |
| Disagree | 0 | 0% |
| Strongly Disagree | 0 | 0% |
| Total | 15 | 100% |

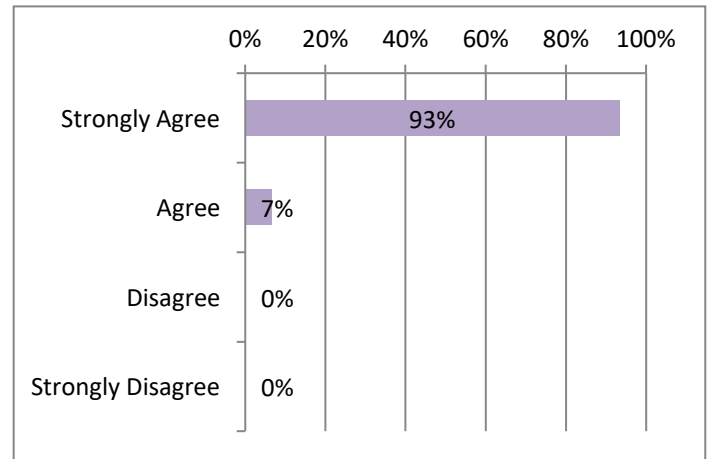
100% of the students either "Strongly Agreed" or "Agreed" that they feel they now have strategies to help them cope with feeling like an imposter.



I learned something new about the topic of Imposter Syndrome today.

| Response | Count | Percent |
|-------------------|-----------|-------------|
| Strongly Agree | 14 | 93% |
| Agree | 1 | 7% |
| Disagree | 0 | 0% |
| Strongly Disagree | 0 | 0% |
| Total | 15 | 100% |

100% of the students either "Strongly Agreed" or "Agreed" that they learned something new about the topic of Imposter Syndrome.



What is one thing you learned about Imposter Syndrome?

That it isn't bad and not fake but it is you. I was moved and gained a whole lot from this presentation.

Be you! But be open to improvements this will definitely stick with me!!

It has got me thinking about how my life is.

Be open for improvements.

There's a no such things as imposter syndrome, just be yourself

Being someone that your not is not a fake person it's just you trying to fit in with those type of people.

3 rules I am... stick to the script. Hard work pays off you get what you put in. Own your success. We know ourself from and other ourself.

To pretend to being someone good.

Life attainable than you think.

Just be you, with improvements. Don't allow other to turn you into something your not/

That there is not such thing as being an imposter to ones self you just adapt and taking in the positive things in other people lives and incorporate in your life to make yourself a better person.

That it's not real.

Adding to yourself does not take away who you are.

That it is fake and it can be overcome.

That I'm not being fake/

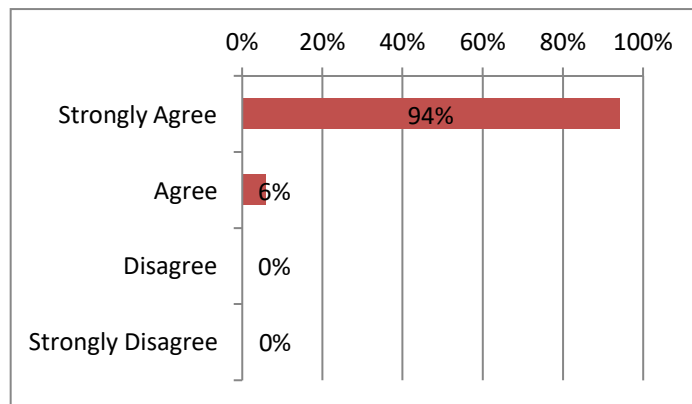
GRASP Winter 2017 Retreat Survey Results

Practicing Communication Workshop

I feel this workshop will help me communicate better.

| Response | Count | Percent |
|-------------------|-----------|-------------|
| Strongly Agree | 16 | 94% |
| Agree | 1 | 6% |
| Disagree | 0 | 0% |
| Strongly Disagree | 0 | 0% |
| Total | 17 | 100% |

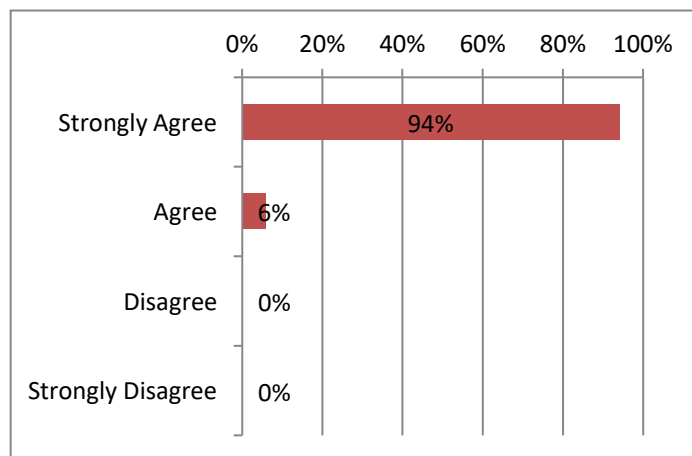
94% of the students either "Strongly Agreed" that they felt the workshop will help them communicate better.



I plan to use some of the things I learned in this workshop.

| Response | Count | Percent |
|-------------------|-----------|-------------|
| Strongly Agree | 16 | 94% |
| Agree | 1 | 6% |
| Disagree | 0 | 0% |
| Strongly Disagree | 0 | 0% |
| Total | 17 | 100% |

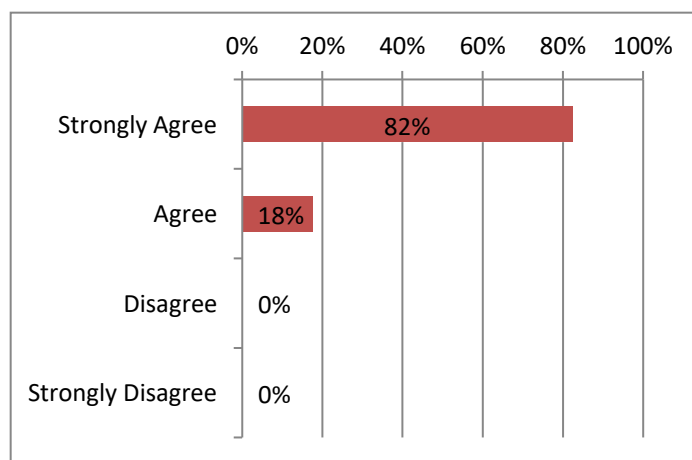
100% of the students agreed that they plan to use some of the things they learned in the workshop.



I would recommend this workshop to a friend.

| Response | Count | Percent |
|-------------------|-----------|-------------|
| Strongly Agree | 14 | 82% |
| Agree | 3 | 18% |
| Disagree | 0 | 0% |
| Strongly Disagree | 0 | 0% |
| Total | 17 | 100% |

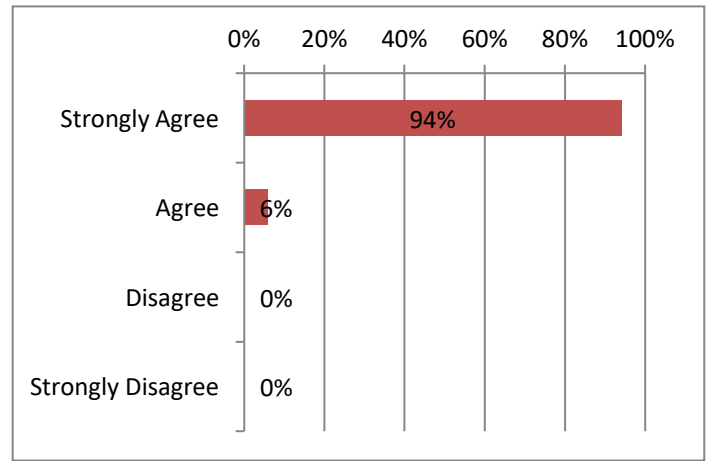
100% of the students either "Strongly Agreed" or "Agreed" that they would recommend this workshop to a friend.



I learned something new about the way I communicate.

| Response | Count | Percent |
|-------------------|-----------|-------------|
| Strongly Agree | 16 | 94% |
| Agree | 1 | 6% |
| Disagree | 0 | 0% |
| Strongly Disagree | 0 | 0% |
| Total | 17 | 100% |

100% of the students either "Strongly Agreed" or "Agreed" that they learned something new about the way they communicate.



What is one thing you learned about communication?

It's not easy you have to work to get better.

Really loved the speech something I need to work on for sure.

To not come off as too strong or weird to the professor

That we code switch everywhere.

The way I communicate with my professor will be very different and with any other person.

Communicate better.

I learned the communication can play a big role in college.

One thing I learned is that even presenting yourself nonverbally plays a huge factor in communicating.

Learned a lot of new keys towards communicators to use in the future. Always know when to switch it up.

Communication is my key in today's society everyone needs to succeed.

Most of communication is body language.

I learned that it can be beneficial to invite teachers to games.

I learned communication content can sometimes be not as important as tonal and body language when trying to tell someone your thoughts and feelings.

The way you stand while communicating with one another shows a lot.

That it is key

It's important

It is a 2 way thing. Speaking and listening for both sides.



Year 1 Arise Program Demographic Report

Fall 2016 - Summer 2017

The AANAPISI grant at MT. SAC aims to provide a networked link of services and activities to improve the academic achievement and personal development of its students. This report provides an overview of the students who completed Arise program applications during year 1 of our second grant as well as overall data about the students from the first grant.

Summary Results

- 100% of the respondents reported learning something about scholarships at the Welcome Back Event.
- Among the returning Arise students, 98% agreed with the statement, "The Arise program has helped my communication skills".
- 100% of the returning Arise students felt the program supported their academic needs.
- 96% of the respondents reported either strongly agreeing or agreeing that they learned something valuable from their break-out session.

This report is only possible because of the insight and assistance provided by IT, Audrey Yamagat-Nogi, Aida Cuenza-Uvas, and the Arise grant staff. When you are referring to the data from this report, please remember to acknowledge that it was done through the Research and Institutional Effectiveness office in collaboration with the aforementioned persons and that it was completed on 6/25/2018.

Students Served During the First Grant (All 5 years)

| | # Students Served | % Students Served |
|---------------------------------------|-------------------------|-------------------------|
| Number Registered: Fall and Spring | 835 | 100% |
| Earned a credit degree or certificate | 182 | 22% |

Over the course of the first AANAPISI grant, 835 students were served. 182 or 22% earned a degree or certificate.

| GPA | | | | | |
|-----------------------------------|------------|-------------|----------------------|------------|-------------|
| Average Overall Institutional GPA | | | 2.58 | | |
| Total Units Completed | | | | | |
| Units Completed | Count | Percent | Percent of Attempted | Count | Percent |
| 0-11.99 | 114 | 14% | 0 to 25% | 45 | 6% |
| 12-29.99 | 124 | 15% | 26 to 50% | 93 | 11% |
| 30-59.99 | 195 | 24% | 51 to 75% | 269 | 33% |
| 60+ | 384 | 47% | 76 to 100% | 410 | 50% |
| Total | 817 | 100% | Total | 817 | 100% |

50% of the first grant students earned 76% to 100% of the units they attempted at Mt. SAC. 47% of the first grant students earned 60 or more units at Mt. SAC.

| MAP | | |
|---|-----|-----|
| Number with MAP | 670 | 80% |
| Declared Major | 411 | 50% |
| English and Math Completion | | |
| Successfully Completed English 1A | 461 | 55% |
| Successfully Completed Math 71 or above | 412 | 49% |
| Successfully Completed Math Course above 71 | 322 | 39% |

670 of the first grant students had an educational plan (MAP) and 50% a declared major. Over half the students successfully completed English 1A and 49% completed math 71 or above.

Students Served During the First Grant (All 5 years)

| Demographics | | |
|----------------------|-----|-----|
| Gender | | |
| Male | 457 | 55% |
| Female | 372 | 45% |
| Unknown/Not Declared | 6 | 1% |

55% of the first grant students were males.

| Race/Ethnicity | | |
|------------------------------------|------------|------------|
| Hispanic, Latino | 171 | 20% |
| Mexican, Mexican American, Chicano | 189 | 23% |
| Central American | 21 | 3% |
| South American | 13 | 2% |
| Hispanic, Other | 65 | 8% |
| Asian Indian | 10 | 1% |
| Asian Chinese | 154 | 18% |
| Asian Japanese | 14 | 2% |
| Asian Korean | 12 | 1% |
| Asian Laotian | 8 | 1% |
| Asian Cambodian | 8 | 1% |
| Asian Vietnamese | 54 | 6% |
| Filipino | 138 | 17% |
| Asian, Other | 58 | 7% |
| Black or African American | 102 | 12% |
| American Indian/Alaskan Native | 25 | 3% |
| Pacific Islander Guamanian | 6 | 1% |
| Pacific Islander Hawaiian | 26 | 3% |
| Pacific Islander Samoan | 118 | 14% |
| Pacific Islander, Other | 68 | 8% |
| White | 100 | 12% |
| Any API Category | 567 | 68% |
| Financial Aid | | |
| Scholarship or Aid | 705 | 84% |
| Year of Application | | |
| Year 2 | 311 | 37% |
| Year 3 | 245 | 29% |
| Year 4 | 211 | 25% |
| Year 5 | 68 | 8% |

Total **835**

68% of the first grant students marked at least one of the Asian Pacific Islander (API) categories when reporting on their racial/ethnic background.

84% of the first grant students received either a scholarship or financial aid while an Arise student.

The application to become an Arise student commenced during year 2 of the first grant. This was the year with the greatest number of applicants. 37% or 311 students applied during this time.

Arise Program Grant 2 Year 1 Student Profile

| | # Students Served | % Students Served |
|---|-------------------------|-------------------------|
| Completed an application for the program | 358 | 100% |
| Number Enrolled in Credit Courses Fall 2016 | 285 | 100% |
| Number Persisted Fall to Spring | 264 | 93% |

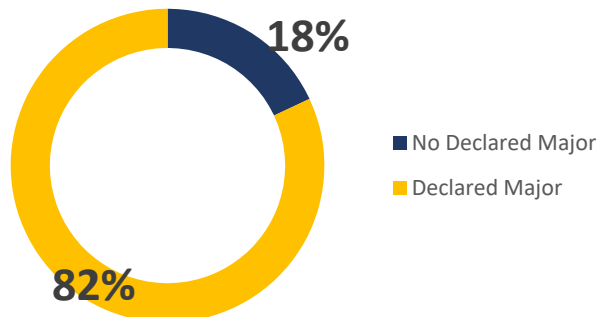
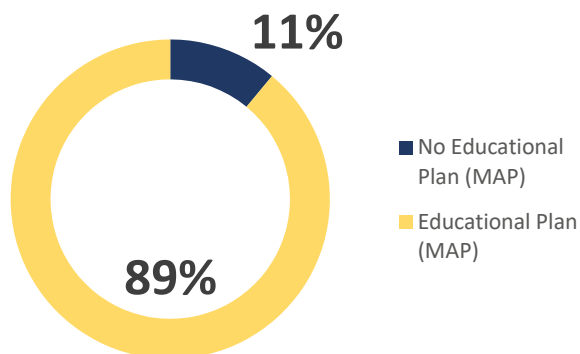
358 students completed applications to be Arise students in year 1 of the second grant. 93% of the fall 2016 applicants persisted to spring 2017.

| GPA | | | | | |
|----------------------------------|------------|-------------|----------------------|------------|-------------|
| Average Cumulative GPA of Cohort | | 2.77 | | | |
| Total Units Completed | | | | | |
| Units Completed | Count | Percent | Percent of Attempted | Count | Percent |
| 0-11.99 | 52 | 17% | 0 to 25% | 13 | 4% |
| 12-29.99 | 102 | 33% | 26 to 50% | 27 | 9% |
| 30-59.99 | 87 | 28% | 51 to 75% | 85 | 27% |
| 60+ | 66 | 21% | 76 to 100% | 185 | 60% |
| Total | 307 | 100% | Total | 310 | 100% |

60% of the year 1 students earned 76% to 100% of the units they attempted at Mt. SAC. 50% of these students have earned less than 30 units at Mt. SAC.

| MAP | | |
|---|-----|-----|
| Number with MAP | 317 | 89% |
| Declared Major | 293 | 82% |
| English and Math Completion | | |
| Successfully Completed English 1A | 154 | 43% |
| Successfully Completed Math 71 | 187 | 52% |
| Successfully Completed Math Course above 71 | 139 | 39% |

82% of the year 1 students have a declared major and 89% an educational plan (MAP). 43% of these students have already completed English 1A and 52% math 71.



Students Served During Year 1 (Fall 2016-Summer 2017)

| Demographics | | |
|------------------------------------|------------|---------|
| Gender | Count | Percent |
| Male | 187 | 52% |
| Female | 165 | 46% |
| Unknown/Not Declared | 4 | 1% |
| Race/Ethnicity | | |
| Hispanic, Latino | 29% | |
| Mexican, Mexican American, Chicano | 24% | |
| Central American | 3% | |
| South American | 3% | |
| Hispanic, Other | 8% | |
| Asian Indian | 1% | |
| Asian Chinese | 15% | |
| Asian Japanese | 2% | |
| Asian Korean | 3% | |
| Asian Laotian | 1% | |
| Asian Cambodian | 5% | |
| Asian Vietnamese | 22% | |
| Filipino | 6% | |
| Asian, Other | 15% | |
| Black or African American | 3% | |
| American Indian/Alaskan Native | 1% | |
| Pacific Islander Guamanian | 2% | |
| Pacific Islander Hawaiian | 8% | |
| Pacific Islander Samoan | 7% | |
| Pacific Islander, Other | 13% | |
| White | 28% | |
| | Count | Percent |
| Any API Category | 219 | |

52% of the year 1 students have were male and 46% female.

77% of year 1 Arise students marke at least one of the Asian Pacific Islander (API) categories when reporting on their r cial/ethnic background.

| Financial Aid | Count | Percent |
|---------------------------------|------------|---------|
| Scholarship or Aid | 251 | 70% |
| Length of Time in Arise Program | Count | Percent |
| Previous Grant | 60 | 17% |
| New to Arise | 298 | 83% |
| Total | 358 | |

70% of the students received either a scholarship or financial aid.

358 students applied to be an Arise student during year 1. Only 175 of these students were return Arise students.



Arise Area Usage Report Year 1 Grant 2 2016/2017

Prepared by Lisa DiDonato, Educational Research Assessment Analyst, Research and Institutional Effectiveness and completed on June 19, 2018.

During the fall 2016, winter 2017, spring 2017, and summer 2017 academic terms, students in the Arise program utilized the program's space allotted for studying, meeting with their peer mentor, computer usage, etc. Students are asked to log in each time they visit. This report reflects the data collected from those logins. The data in this report is most likely less than the actual usage of the area as students often forget to log their visits.

Summary Results

- The mean number of visits made by students over the academic year was 13.
- 47% of the students selected "Break/Relax" as their reason for visiting the center.
- 59% of the visitors were male students.
- 67% of the students who visited identified with at least one API racial/ethnic category.

This report is only possible because of the insight and assistance provided by IT and the Arise program staff. When you are referring to the data from this report, please remember to acknowledge that it was done through the Research and Institutional Effectiveness office in collaboration with the aforementioned persons and that it was completed on 6/19/18.

Log-in Data Arise Year 1 Grant 2

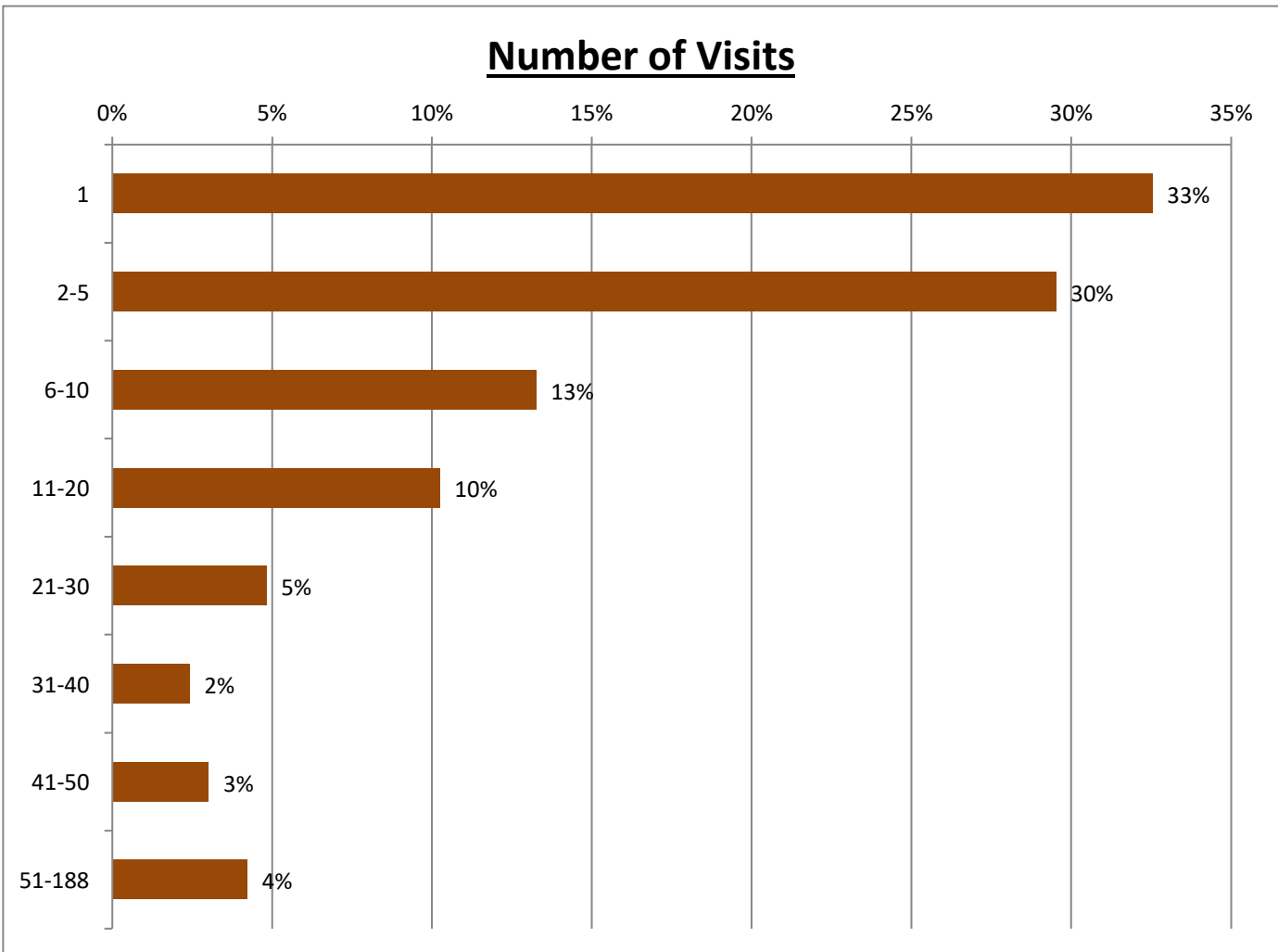
Arise Office Logs

| Number of Visits | Count of Students | Percent of Students |
|------------------|-------------------|---------------------|
| 1 | 54 | 33% |
| 2-5 | 49 | 30% |
| 6-10 | 22 | 13% |
| 11-20 | 17 | 10% |
| 21-30 | 8 | 5% |
| 31-40 | 4 | 2% |
| 41-50 | 5 | 3% |
| 51-188 | 7 | 4% |
| 166 | | 100% |

During year one of the second Arise grant, fall 2016 through summer 2017, 177 unique ids were entered into the Arise office sign-in computer. 166 students were matched to the Mt. SAC student database (Banner). This difference is due to errors in entering id numbers. 2,099 sessions were logged during this time. Among the 2,099 logs, 33% of the students who logged a visit at the office did so one time. An additional 30% logged two to five visits. This means that 37% of the ids were used to log in more than five times during the year. The mean or average number of visits per id was 13 visits.

Mean 13 visits
Median 3 visits
Mode 1 visits

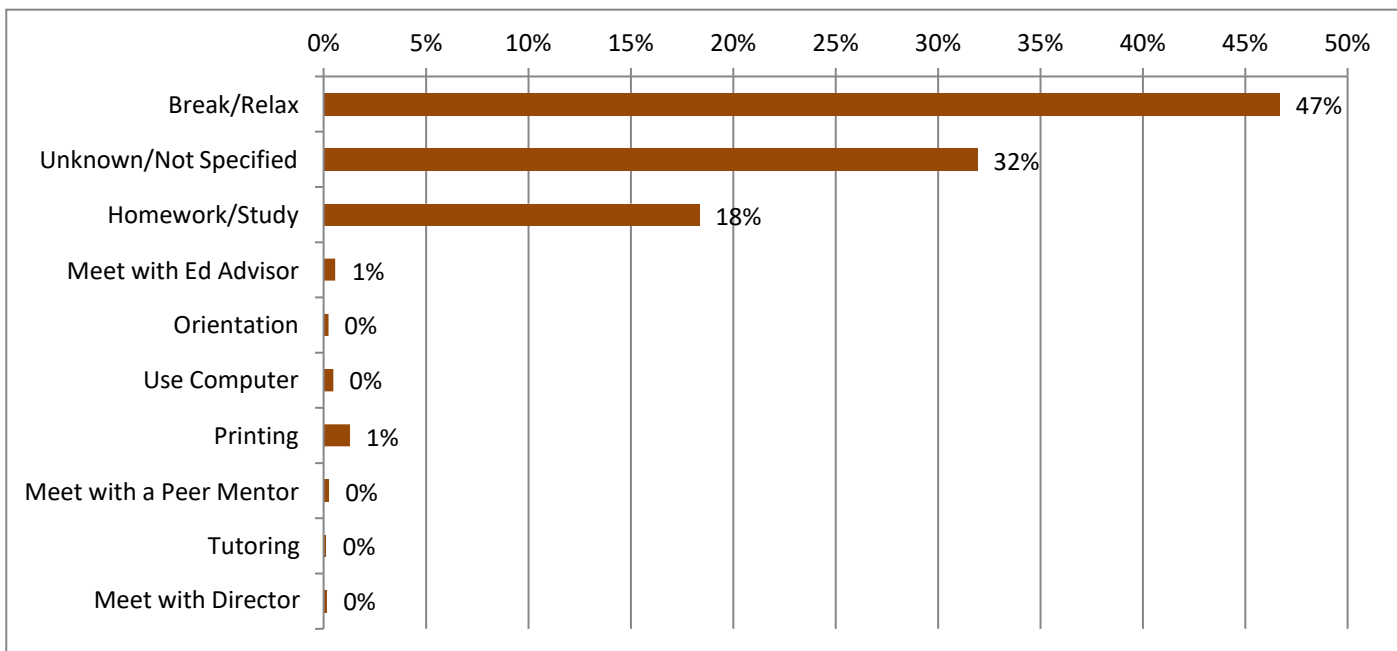
Number of Visits



Reason for Visiting the Arise Office Year 1 (2016/2017)

| Reason for Visit | Count | Percent |
|-------------------------|--------------|-------------|
| Break/Relax | 980 | 47% |
| Unknown/Not Specified | 670 | 32% |
| Homework/Study | 385 | 18% |
| Meet with Ed Advisor | 12 | 1% |
| Orientation | 5 | 0% |
| Use Computer | 10 | 0% |
| Printing | 27 | 1% |
| Meet with a Peer Mentor | 5 | 0% |
| Tutoring | 2 | 0% |
| Meet with Director | 3 | 0% |
| Total | 2,099 | 100% |

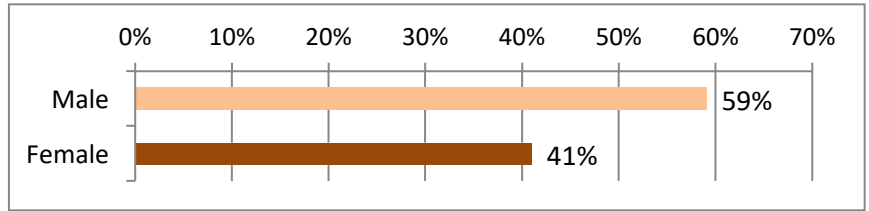
Of the 2,099 valid visits logged at the Arise Office, the most frequently cited reason for visiting was to relax, take a break or visit with others. This was selected 47% of the time. The next most frequently given reason for going to the Arise office by students was to study or work on homework. 18% or 385 visits were made for this reason.



Demographics of Students Visiting the Arise Office Year 1 (2016/2017)

Gender of Arise Students Who Logged Visits

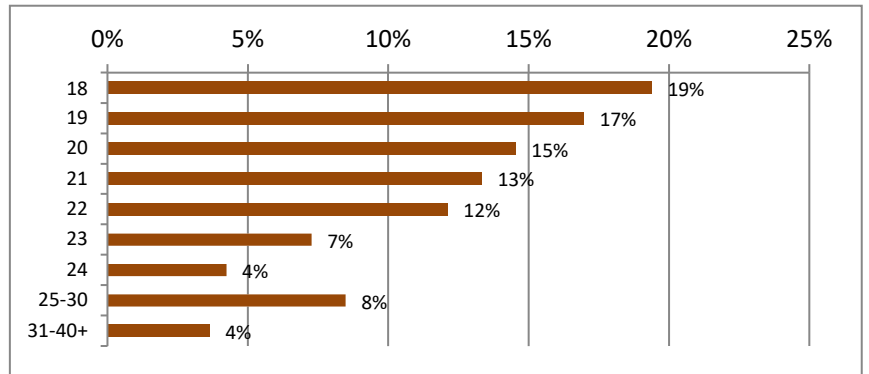
| Gender | Count | Percent |
|--------------|------------|-------------|
| Male | 98 | 59% |
| Female | 68 | 41% |
| Total | 166 | 100% |



59% of the Arise students logging visits at the Arise office during the year the 2016/2017 grant year were male.

Age of Identified Students Who Logged Visits

| Age | Count | Percent |
|--------|-------|---------|
| 18 | 32 | 19% |
| 19 | 28 | 17% |
| 20 | 24 | 15% |
| 21 | 22 | 13% |
| 22 | 20 | 12% |
| 23 | 12 | 7% |
| 24 | 7 | 4% |
| 25-30 | 14 | 8% |
| 31-40+ | 6 | 4% |

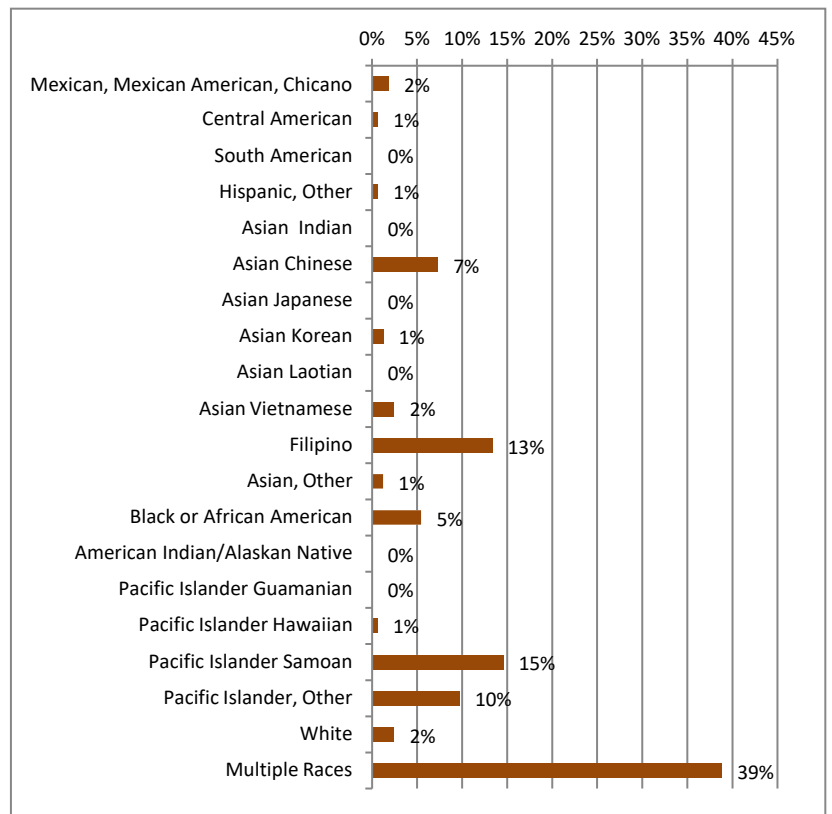


Total 165 100%

64% of the students who logged visits at the Arise office were less than 22 years old at the start of the fall 2016 term.

Race/Ethnicity of Identified Arise Students Who Logged Visits

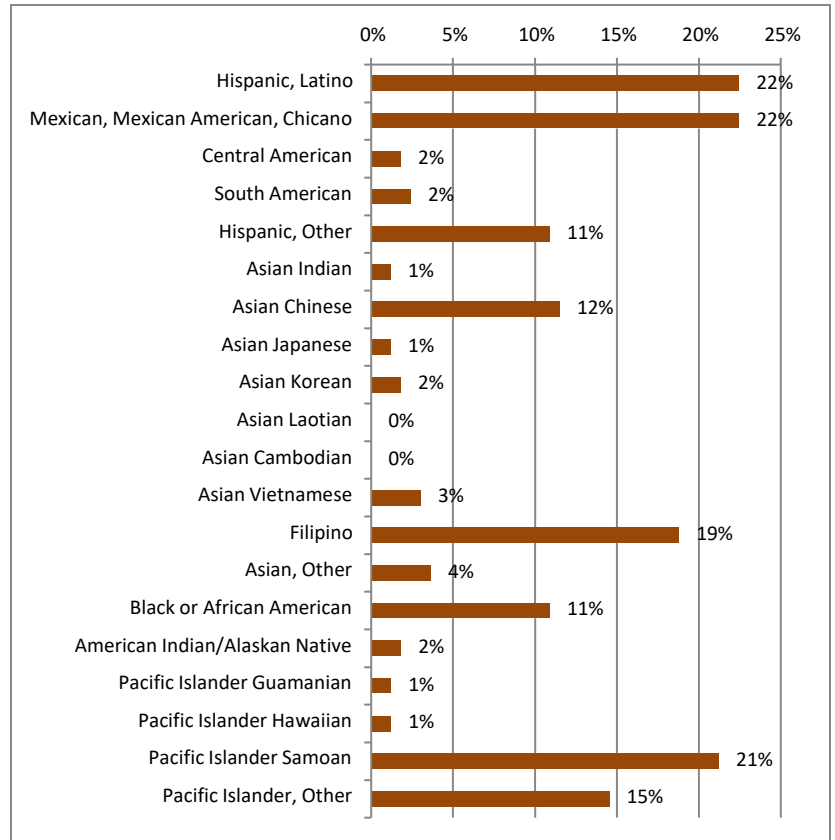
| Race/Ethnicity | Count | Percent |
|------------------------------------|------------|-------------|
| Mexican, Mexican American, Chicano | 3 | 2% |
| Central American | 1 | 1% |
| South American | 0 | 0% |
| Hispanic, Other | 1 | 1% |
| Asian Indian | 0 | 0% |
| Asian Chinese | 12 | 7% |
| Asian Japanese | 0 | 0% |
| Asian Korean | 2 | 1% |
| Asian Laotian | 0 | 0% |
| Asian Vietnamese | 4 | 2% |
| Filipino | 22 | 13% |
| Asian, Other | 2 | 1% |
| Black or African American | 9 | 5% |
| American Indian/Alaskan Native | 0 | 0% |
| Pacific Islander Guamanian | 0 | 0% |
| Pacific Islander Hawaiian | 1 | 1% |
| Pacific Islander Samoan | 24 | 15% |
| Pacific Islander, Other | 16 | 10% |
| White | 4 | 2% |
| Multiple Races | 64 | 39% |
| Total | 165 | 100% |



Multiple/All Races Selected

| Race/Ethnicity | Count | Percent |
|------------------------------------|-------|---------|
| Hispanic, Latino | 37 | 22% |
| Mexican, Mexican American, Chicano | 37 | 22% |
| Central American | 3 | 2% |
| South American | 4 | 2% |
| Hispanic, Other | 18 | 11% |
| Asian Indian | 2 | 1% |
| Asian Chinese | 19 | 12% |
| Asian Japanese | 2 | 1% |
| Asian Korean | 3 | 2% |
| Asian Laotian | 0 | 0% |
| Asian Cambodian | 0 | 0% |
| Asian Vietnamese | 5 | 3% |
| Filipino | 31 | 19% |
| Asian, Other | 6 | 4% |
| Black or African American | 18 | 11% |
| American Indian/Alaskan Native | 3 | 2% |
| Pacific Islander Guamanian | 2 | 1% |
| Pacific Islander Hawaiian | 2 | 1% |
| Pacific Islander Samoan | 35 | 21% |
| Pacific Islander, Other | 24 | 15% |
| White | 16 | 10% |

Total Students 165
Total Category Selections 267



| | Count | Percent |
|---|------------|------------|
| At least one API category identified | 111 | 67% |



Summer 2017 Arise Student Leadership Retreat Survey Results

The AANAPISI grant at MT. SAC aims to provide a networked link of services and activities to improve the academic achievement and personal development of its students. Developing communication and leadership skills of Asian and Pacific Islander students is among the main objectives of the grant. During the Summer 2017 term a retreat was held for Arise program students who demonstrated interest in improving both their leadership and communication skills. During the three day retreat the students were asked to complete evaluations of the day's events. This report summarizes the findings of those evaluations.

Summary Results

- 100% of the students were in agreement that they feel more confident as a result of the retreat.
- 96% of the respondents were in agreement that they understand themselves better as a result of the retreat.

This report is only possible because of the insight and assistance provided by IT, Aida Cuenza-Uvas and the Arise grant staff. When you are referring to the data from this report, please remember to acknowledge that it was done through the Research and Institutional Effectiveness office in collaboration with the aforementioned persons and that it was completed on 10/26/17.

Arise Day 1 Leadership Conference 2017 Survey Results

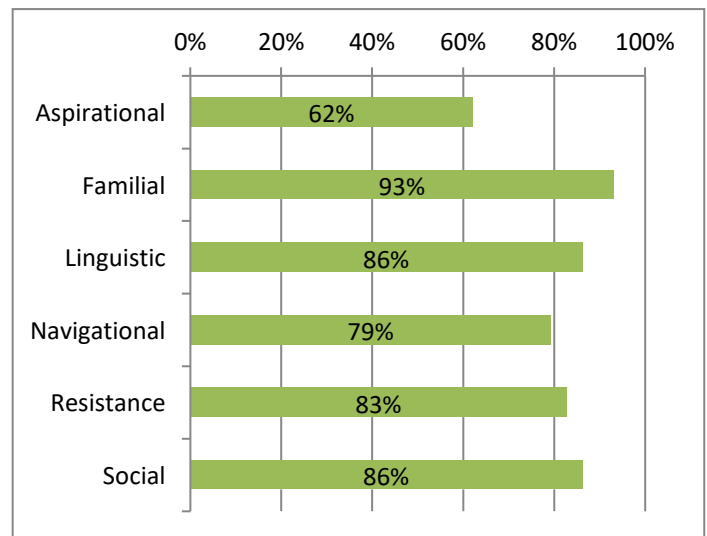
Name as many of the six types of Cultural Capital Wealth

| Response | Count | Percent |
|--------------|-------|---------|
| Aspirational | 18 | 62% |
| Familial | 27 | 93% |
| Linguistic | 25 | 86% |
| Navigational | 23 | 79% |
| Resistance | 24 | 83% |
| Social | 25 | 86% |

Total 29

Mean number of correct responses= 4.89

Familial capital was the category of Cultural Capital Wealth most cited by the students, 93% named this category. Social capital and linguistic capital were cited by 86% of the students.




Number of Correct Responses to "Name as many of the six types of Cultural Capital Wealth".

| Response | Count | Percent |
|---------------------|-------|---------|
| 1 Correct Response | 0 | 0% |
| 2 Correct Responses | 1 | 3% |
| 3 Correct Responses | 6 | 21% |
| 4 Correct Responses | 3 | 10% |
| 5 Correct Responses | 4 | 14% |
| 6 Correct Responses | 15 | 52% |

Total 29 100%

52% of the students named all of the six types of cultural capital wealth. 76% of the students named four or more.

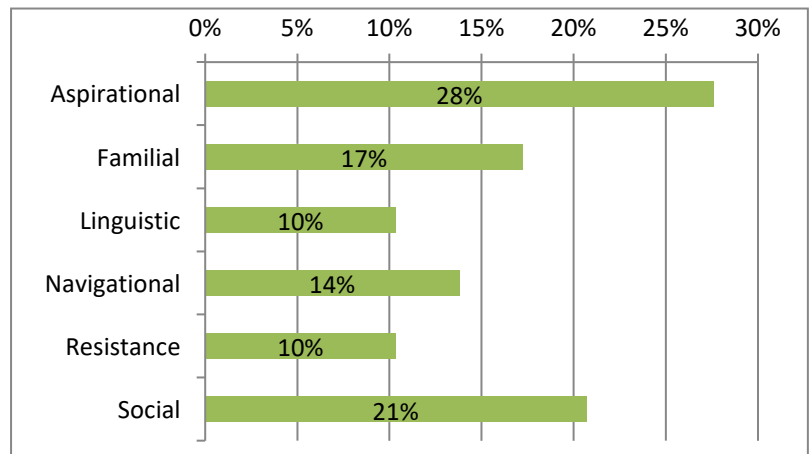


Which type do you think is your strongest form of capital?

| Response | Count | Percent |
|--------------|-------|---------|
| Aspirational | 8 | 28% |
| Familial | 5 | 17% |
| Linguistic | 3 | 10% |
| Navigational | 4 | 14% |
| Resistance | 3 | 10% |
| Social | 6 | 21% |

Total 29

Aspirational capital was the category of Cultural Capital that 28% of the students thought was their strongest form of capital. Linguistic and resistance were the two categories least chosen by the students.



Why do you think this? Please provide an example.

I grew up seeing my parents struggle for money, and I am the only one in my family attending college and first generation college student. I want to become a dentist and be an example for my little brother, to make him realize that education is the key to freedom.

Because ever since i started school i kept pushing throught on school to have a better future and never let anything get in the way

because my family is my biggest motivation and support

Because my goals and my drive to help the community drives me to move forward with my life and reach my goals. I aspire to create change and help more people and my education is one of the ways i will be able to do this.

Being connected to certain people and resources has helped me be in the position where I'm at today. An example is being a student worker because I am able to build connections with aspirational figures as well as learn how to manage workforce skills as a student.

communicating is apart of what motivates me to pursue goals.

Communication is a useful tool and I am fluent in 2 languages, knowledgeable in another, and learning 2 more

Dreams are the things that drives you to become. Even with support of family and friends, without having a dream that drives you, it's hard to be successful.

I am able to make connections with people. "It's not about what you know, but who you know"

I am able to translate for my parents with whatever they need, wether it is a doctors appt. or letters they get in the mail.

I believe Social Capital is the strongest form,because the ability to communicate other people and building a platform will eventually lead a strong network

I believe that my dreams and aspirations in my life truly make a huge difference on the decisions I choose to do today. To me, having goals and dreams keep me from having a negative mindset when I feel like giving up in life especially when it comes to my education. I automatically try to remember all of the things that I want to have for my future family and friends. I believe this is something I hold close to my heart because growing up as an only child, my parents worked endless nights just to put food on the table and i'm absolutely grateful for them.

I believe this is where i navigate to because of my major and what i want to pursue in my main goal. an example would be going to an event that helped make connections to do an internship at.

I chose Social because it is the strongest form to me. That you should always have help with others that can help you with something your not familiar with. In a way if you can help them with something your more familiar that there not, you could help each other out.

I have big dreams that I want to accomplish in order to take care of my future family. I want to make sure that my family does not need anything

I have to adapt to many things in order to survive a cruel and loving world. Nothing is black and white or purely good or purely bad. So I navigate or hustle my way through the many obstacles in life. Whether it's institutionalized racism from historical practices or direct racism from an individuals personal belief.

I like resistance workshop because it uses ones own personal experience and education to challenge and combat the established views

I think that this is important because aspirations make people want to do better and go above and beyond what the normal things are. I think that the dream of wanting to do well in life makes people work hard, so they can achieve their dream.

I think where ever we were placed in this life and where it takes us is very important. We would not be where we were if it wasn't for the people we associate with. They propel us forward each and everytime a hand is shook or a name is announced. Inspiring colleagues, female leaders, and overall good people that give you benefits. This is who we encounter with our social skills.

I want to achieve my dream to be an army and to work on disneyland

I want to give up all the time. College is something that I've had to do alone. I've guided myself and the support of family is what keeps me going. My little sister is my biggest motivation. She is the reminder I need to keep going and keep pushing.

Its provides me better resources and have a better time to know and have a plan already to know where you want to go and have a connection with others and visit other programs or clubs or activities to go to and be interested

mainly from boredom of repetition, thus always try to try new experiences, and the satisfaction i get from being unconventional

My linguistic capital wealth is the category I most strongly associate and helps me with my life. I am able to put that I'm bilingual on my resume and it has helped me out in many other official aspects with my life. I have been able to be a translator for various situations I usually encounter on my daily basis. Overall it is my strongest form of capital.

My primary motivation to achieve my goals is due to my career aspirations. When I think about giving up, I remember that this was what I initially aspired to do and I was entrapped/committed to this goal. Especially during finals week, I become increasingly tempted to change majors because it can get extremely difficult.

Support is everything to me and my personal main form of support comes from my family. In addition because family and my loved ones are so important to me that form of capital also defines my purpose and motivation behind my goals.

The fact that I wouldn't be where I am without certain people puts things into perspective.

Without the support of my cousins, I would not be able to take risks and follow my own path rather the path given to me.

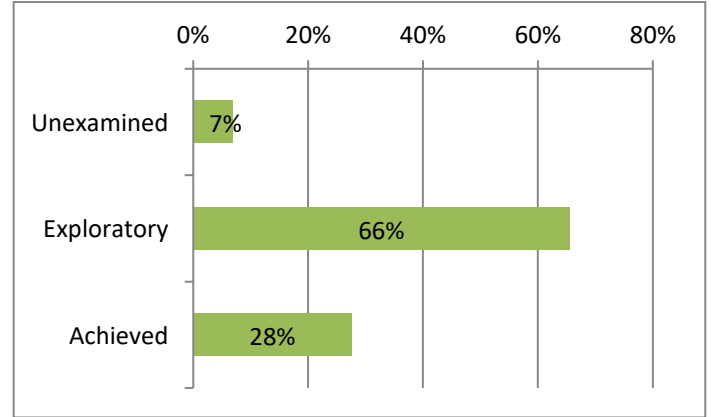
What stage do you feel you are at with your cultural identity development?

| Response | Count | Percent |
|-------------|-------|---------|
| Unexamined | 2 | 7% |
| Exploratory | 19 | 66% |
| Achieved | 8 | 28% |

Total 29

Mean number of correct responses= 4.89

66% of the students selected "Exploratory" as the stage they felt they were in regarding their cultural identity development.





Please tell us at least one thing you learned about "Getting Out of Your Comfort Zone".

One thing I learned was to be able to put my pride a side. Although I have been raised to think asking for help is a negative thing and a sign of weakness it really is'nt. Being able to put my pride aside and step out of my comfort zone by asking questions is necessary and nothing to be ashamed of.

I learned that we should always be excited when it comes to new things.

I learned that you need to keep the reptilian brain quiet. Also, I learned that to help myself get over my nervousness I need to tell myself that I'M EXCITED!!!

When you get out of your comfort zone it gives you opportunities to grow to grow personally and in your career.

"Be comfortable with the uncomfortable." get out of my comfort zone and do what you have to do to be comfortable.

putting yourself in situations in which you are not used to, is good for your brain to gain skills. It puts you in a place in which your senses are pushed to its limits & brings out your best AND worst traits out of you. After getting out the "comfort zone" you start to re-evaluate the way you see yourself & work on how you can do better & improve, based on where you are.

Facing your fears is necessary for you to be better in the long run. The mind is a very powerful tool.

I learned about getting out of comfort zone is anytime when I have problem it's doesn't make me good just like right now me and my friends had an argument about misunderstandings in one event in LA like right now I don't feel good about it. I hope this misunderstanding get right away and I'm giving myself a time.

I learned about possible ways i can step out of my comfort zone while at the retreat and in my life. I wrote down 3 goals of mine to step out of my comfort zone while I am here at the retreat and soo far I have done 2 of them.

There is nothing wrong with experiencing new things. It is easier to go from excitement to anxiety, and harder to go from anxiety to calm. Saying "I'm excited " could change things. And it changed my day.

I learned that it's very important to get out of your comfort zone because you will get the same results if you do the same thing over and over again. If there's something we don't enjoy, we have to say that we're excited so that our mindset changes. It makes a huge difference when you walk into a math class knowing that you're going to put your best foot forward even if math isn't your best subject.

The thing i learned about the getting out of your comfort zone is that there is a difference between the different types of fear. Also the reptilian part of the brain controls our fears. There are many ways where a person can quiet the reptilian brain.

I learned that I need to be able to adapt and be able to expand in order for more doors to open up for me and then i am able to have more opportunities.

Don't attach yourself to other people goals and achievements

When you get out of your comfort zone there are many more opportunities to learn various new things about oneself.

That it was scary at first because we had to get out of our comfort zone by telling others in our group fun facts about our self. There were some new faces in the group which made me have to get out of my comfort zone.

"I'M EXCITED"

Importance about sharing

I learned that getting out of my comfort zone can be uncomfortable and can be challenging but it's possible.

I learned that by getting out of our comfort zone, we are able to accomplish things that we would never be able to do if we stayed within our comfort zone.

I learned tips as to how to get out of your comfort zone like saying I'm excited.

Learning the difference between perceived fear and ideal fear.

Comfort zones change with the situation and you have to take risks to adapt to what you're not comfortable with. A mantra like "I'm excited" can help ease the transition to break out of your comfort zone.

I have a part in my brain that doesn't differentiate between actual danger and false danger.

Getting out of my comfort zone requires me to do things I tend to struggle with, such as speaking in a crowd, changing my mindset, and being comfortable with the audience I engage with.

despite its inherent worry, how can you know your limit without testing its boundaries

new.

That you have to realize your in one

Like meeting other people and making a connection with others and speaking in a group discussion about my life and cultural tension I have between school and family

Name one thing new you will do as a result of the workshop, "Getting Out of Your Comfort Zone".

Be able to talk more with people

I will be excited for new things and be comfortable with the uncomfortable

Change my vocabulary and the way I refer to things.

I new thing i will also do is I will be going to a party alone or watching a movie alone to test my confort zone.

I will be more open to lead workshops at work.

Find a new hobby

Share more about my life or feelings.

I will greet more people down the street and at work and wherever I'm at because being a welcoming person will let every

As I touched base on previously I plan to ask questions when I need to and not be fearful of that.

I will not give up and run away when I am uncomfortable. I will say I'm excited when I'm scared.

I will start to try to tell myself that "I'M EXCITED" when I am scared about doing something.

I will stop attaching myself to other people's goals and achievements and take everything at my own pace.

I will try to experience new things. I learned that speaking up could be liberating, and change things. So, I will speak up and try new things.

If there's something that i'm not comfortable with doing in front of people or just in general, I will tell myself that i'm excited to do it so that I can enjoy it more. I believe that I will be able to sing karaoke in front of people I don't know if I have a positive mindset before getting into it. I'M ABSOLUTELY EXCITED!!!

I'll continue to take risks and expand my comfort zone. There are so many experiences that come from being active in events, so no matter how anxious I might be I'll just break out until the event is just another fun thing to do.

Instad of having a fixed mindset, I'll try and work on having a growth mindset. At times I have a fixed mindset. I would like to strengthen the growth midset I have.

It's me learned lesson about the situation so sometimes I have to be patient and just be myself and to focus about it so right now I'm giving time about it

not as much new

but keep doing what i have been doing

One thing I will do as a result of the workshop would be to talk to more people that i am not comfortable with, or do not know.

Overcome percieved fear and lead sucessful a career

Participating more because I'm a person that usually observed and is reserved.

reach out to others

Share more about my life or feelings.

Speak less. I'm more comfortable when I'm doing so I need to learn to listen better.

Speaking voluntarily in front of a crowd and taking risks.

talk with everyone and connect with them and it doesnt matter if i have to speak my mind

That you should get uncomfortable to be comfortable with others. Talking to new people that I haven't met will be one new thing that will help me getting out of my comfort zone.

Try to speak out and help and contribute more about our cultire.found this short presentation both helpful and presentational.

When I face an uncomfortable situation I will try to say I am excited to help ease the stress of getting out of my comfort zone



What do you hope to learn or gain as a result of this leadership retreat?

Since I started this retreat I expected to learn something new about myself. Something is certain, I am learning things about me.

To define what kind of leader am I

more leadership skills that can used through out my everyday life

To become a better person and better leader for my community. As well as explore my envirome nt on campus and the camp grounds.

I hope to be more outspoken. In order for an audience to hear me out, I have to speak up. That is an aspect that I struggle with and I hope that the leadership retreat can spark a flame to get me started on sharing a little more and building that social momentum.

Develop skills to help me reach out to all cultures around me.

Confidence in myself and better leadership skills

Learn leadership skills and hoe to gain trust.

How to cope with the cultural differences.

To be more confident when I am standing in front people.

To understand my Arise colleague's backgrounds and use knowledge gained on this retreat and put into practice into both Academic field and workforce

I hope to gain a different experience than I did last year. I hope I get to make new friendships and learn what kind of leader I am. I want to be able to take the things I learn from this retreat into the real world especially when I start the new fall semester.

New connections, friendships, skills to make me a better leader, and to better know my self as a leader and where to put my say and opinion in a positive way so that i can make a better impact.

That I will become a leader and learn more about my self and others.

I learned that everyone has their own story. Not everyone is the same, but there are a lot of similarites people have.

I hope to gain leadership skills and friends that I would be able to use or call for help in the future even after we split ways.

I want to regain the values I lost as a leader and become a different leader that's better than before. So experience, knowledge, networks, adventure, community, family and fun. Sometimes we have to lose ourselves and rebuild from the positive aspects that we sacrificed from past experiences, this retreat is one part of that healing process.

I want to overcome my fear of public speaking

I want to learn more about myself as a leader. I would like to see how I have changed from the past leadership retreat. I would like to be able to become a better leader and a better person.

I hope to gain new friends & connections. Find myself & who I am as a leader.

I want to learned about to become a leader how good leader I'm because anytime when my team leader is not coming I have to tell my co-workers to work fast and make sure everything is ok and done it clean and better.

I hope I can make a couple of new friends and actually stay connected to them. I hope to improve my leadership skills. I also want to gain knowledge of other cultures.

I hope to learn or gain a possible experience of my own culture and really have the time to investigate the exploration of my own culture and know what is going to be around me and my family because it can be different.

better interpersonal communication skill

I hope to learn leadership skills and to be able to gain motivation from all the workshops. Hopefully I get to continue getting out of my comfort zone and meet new people.

I hope to be able to share experiences and be more leader-like without requiring the group to share first or being obligated to. Bandwagonning is a primary tendency for me, and it tends to occur when I become more comfortable with the group.

together harmoniously.

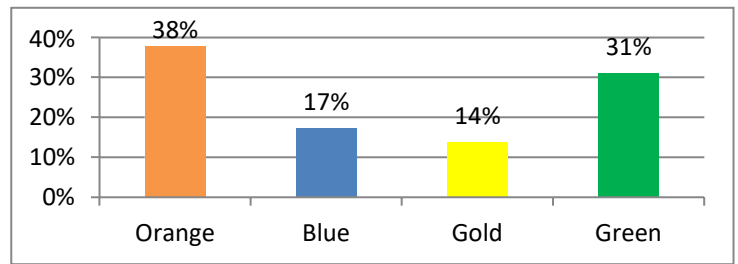
How to become a better listener/leader.

Become more outgoing.

Arise Day 2 Leadership Conference 2017 Survey Results

What was your color from the True Colors Workshop?

| Response | Count | Percent |
|--------------|-----------|-------------|
| Orange | 11 | 38% |
| Blue | 5 | 17% |
| Gold | 4 | 14% |
| Green | 9 | 31% |
| Total | 29 | 100% |



38% of the students reported that their responses to the the "True Colors Workshop" quiz placed them in the "Orange" category. The group with the least number of students was the "Gold" group.

Based on the True Colors Workshop, how can the characteristics of your color help you be a better leader?

Orange Students

I am a Orange, which means i am an open minded spontanious person. I take advantage of oppportunity and im skilled in many different ways to help people. I could improve in these features and become a better leader.

Considering that some of the characteristics from my color included being impactful and opportunistic I may help those in my group have a better time and lead with power. As a leader I may use my adventurous side and ensure that those Based on the Color you got, it shows characteristics about yourself to know how to deal with your own color. That you see which colors you get along with and the ones you don't. Being a better leader is that you should get along or work with others, even if its a color has opposite characteristics than you.

I actually used to be a blue, this workshop helped me realize that I need to be more organized. Also to cooperate with others and to use my strengths to work on my weaknesses

Being spontaneous, resourceful, and innovative is essential of being a successful leader.

The main term that I believe can help me be a better leader is Open Minded. Being opened minded lets me hear others out and I can bring everyone together.

Take the opportunity when it presents itself and make decisions in a timely manner

I'm more of like a blue and orange but i also have little colors but this time after taking this test I was im an orange and it describe me as a fun with excitement and pretty much go with the flow but at the same time I don't think Im really that

It helps to recognize my own strengths and weaknesses as a leader, therefore improving my contribution as an effective leader.

Becoming more open minded and have patience.

It shows what I think is important as a leader. The values I find important in helping me make my decisions, and how I work with people. These characteristics also help me see what I might need to work on, and who would be able to help me.

Blue Students

I can be more attentive and compassionate to others around me.

The fact that the blue has to deal with empathy and an effective leader must be able to relate to their following so that they can better attend to them. The characteristics that were revealed to me are important in being a leader simply because it has to deal with the connectivity to their following.

I can be compasionate and be able to see work with others and understanding emotions and comprimising.

It help me realize that not everyone is against me and everyone is different

Ever since I realized what kind of leader I am. The way I shall approach the next team effort will be progressive. I realized my strengths and weaknesses which will help me handle what I should work on the next group objective.

Gold Students

Knowing the characteristics of being a Gold helped me realize that I bring order and structure to the table; furthermore, being very dependant on. This information can help me be a better leader because now I realize that I have to be considerate of other colors in my team and I need to find ways to work together.

I'm a conservative person because as a Christian they teach me to be a clean person follow God's rules and the Law but I would recommend go to the green because they are more conservative than because they refer work alone and carefree that how I real feel.

I can help other colors to organize, plan, and to follow schedules. It is important sometimes to follow rules, and procedures, and there is where my color comes in.

Gold's are responsible and organized but we also care about others. As a leader we will get the job done but we are mindful of everybody's feelings

Green Students

Green leaders tend to think more logically and try to find the most efficient way to accomplish the task at hand.

I am able to think of many ways to solve a problem, I only look at the facts, and emotions do not affect how I think. I can be a better leader due to my Green characteristics of getting the job done no matter what, in depth planning, theorizing about possible roadblocks, etc.

Green makes me a versatile leader, so when it comes to changing situations that requires a different skill set I have to change my tactics to fit the challenge. I'm highly analytical and determine many different routes to reach multiple goal points. Creating backup plans for backup plans and following through on decisions even if I don't necessarily enjoy those decisions. I work with other leaders that compliment my strengths and cover my weaknesses, as sometimes I forget to see short term goals while playing the long game. I accommodate other strategies and styles with my own creative spin to finish objectives. As simplicity can be or is more effective than complex plans. I carry on by myself but I prefer to work in unison with others rather than against them. As I do have blue like tendencies and enjoy some forms of order, it can conflict with my own resistance to laws or authority figures. Harmony is fine but sometimes innovation requires deconstruction and insight to see through the chaos. Finding the solid ground to restart despite the abrupt or unseen changes.

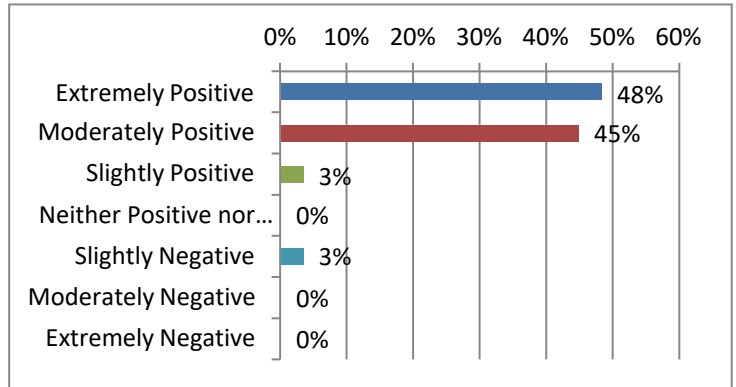
I know that I'm a more methodical leader as opposed to chaotic. It might not help that I'm not good at planning but what does help is that I remember that I'm a combination of all the colors. It's just that green is more abundant; when you understand how your mind works, what are your values, differences in characteristics between individuals; then you can utilize all the information you have and work towards completing a common goal. In other words, the more understanding you have of all the tools you can utilize, the better the results will be.

I think to communicate with others more but for me i feel like I'm in between all of them cause I sometimes have trouble doing something very hard and sometimes to have team work and sometimes I dont talk that much to others.

I will base decisions based on exact facts.

How would you rate the Kinetic Team Building Activities?

| Response | Count | Percent |
|-------------------------------|-----------|-------------|
| Extremely Positive | 14 | 48% |
| Moderately Positive | 13 | 45% |
| Slightly Positive | 1 | 3% |
| Neither Positive nor Negative | 0 | 0% |
| Slightly Negative | 1 | 3% |
| Moderately Negative | 0 | 0% |
| Extremely Negative | 0 | 0% |
| Total | 29 | 100% |



97% of the students rated the Kinetic Team Building Activities as extremely positive to slightly positive. 48% rated it as "Extremely Positive".

What is one thing you learned from the Ethical Decision Making Workshop and how will you apply it to your life?

Making decisions will not always be easy but it's important to understand what influences your decisions. I learned and realize that I have a difficult time making decisions because I'm the type of person who doesn't like to step on any toes so I allow others to make the decisions for me. However, as a leader, I have to own up to the pressure and stand my ground on what I think is right or ethical based on my knowledge and experience and analysis.

To be more patient especially having a situation from my co-workers and friends I wasn't even patient so now I realize I'm going to need patient especially that I been telling my to work fast they we can finished on time. So now I realize I'm not ready to become a team leader If I'm not a patient person.

I learn about how there are many different factors that come into play when making a decision. Such as up bringing and who is involved in a situation. I will use the different methods to make a decision.

We make decisions regarding our values. But sometimes we gotta make the decision that is going to help us survive.

I believe you have to take a look at all of the options and really base it off what makes the most sense. It's all common sense really. You just gotta be wise about it. I believe it will apply to my life as I cut out people that are unnecessary in my life. As much as I want to keep them, I have to do what's best for me and my future.

I learned that In decision making there are different types. I found that the way that I think is that I try and avoid the situation and I am very indecisive. The way that I can fix that is to stick to my values.

CHOICES have consequences

A lesson I learned from the Ethical Decision Making Workshop is that sometimes I need to be more emotional. For example my decision to leave the 10 year old girl on the airplane wreckage

I was able to learn that many people will make their decisions based on different views and morals and values will take a major part in influencing them. Therefore there will be various distinct perspectives on opinions on how much one will be influenced to make a certain decision.

That making choices can be difficult, but most of the choices that you make should have value in what you are deciding to choose.

That we all do things differently. Our morals and values differ from one another, but there is not right or wrong. Recognizing those differences is what will bring mutual respect and understanding.

Making decisions by trusting your gut. When I face a problem that does not have a very clear answer, I'll trust my instinct.

I learned that if the decision I chose has to be based on the situation. I learned that sometimes decisions have to be made by thinking logically and not emotionally.

The best decision making skill is to use values. Everyone makes decisions based on values, so there is never a right answer when it comes to making big decisions because everyone prioritizes different values.

I learned that I am a person that plans and that sometimes I over analyze and make it harder for me to make a decision

There is no right answer, but each decision has its consequences and those who make those decisions must accept responsibility

During survival situations, not everyone will be selfless. Given known information, people will be willing to sacrifice others because of personal values in order to survive. They may regret their actions later but until they get through the current ordeal, people may sacrifice parts of themselves to stay alive. It can be hard to rally people together to save as many lives as possible, but the task is not impossible.

Decision making is based off of my values. What I value more will determine my decision. It might be hard to do since everyone's values may be different than mine but as a leader I have to decide what's best for the group.

There are core values and principles that result in the decisions we make. Oftentimes, we tend to focus on one value and become influenced by malevolent thinking processes, such as looking for any means to an end. It is important that I consider more factors and keep an open mind as I make decisions.

Although I haven't always made the best decision through my life experiences, the decisions i've made so far has shaped me into who i am today. And i know for a FACT that i am NOT a bad and irresponsible person (i used to be, but hey, part of growing up right)

How to combine facts and feelings together. Decisions are difficult so you have to not only use feelings but facts the right decision is not necessarily the happiest one. We all come to a crossroad in life. A huge fork in the road, a huge choice that we don't want to even consider about thinking about just because of how hurtful each outcome might turn out. Nevertheless, we have to do what is right for the progression of our humanity & the greater good.

What is one thing you learned from the Ethical Decision Making Workshop and how will you apply it to your life?

to make good choices because the decision that we make today with affect me in the future

I learned that it is important to be confident in decision making and that it should ultitimate represent your values.

It is not easy making decisions but we still need to make one I get it wrong I can learn from it

Learning how to make decisions more conseiously.

I think like choosing the decision that u really want to have or take and have a plan to explore the generation of the traditonal culture that we may see around us.

The influences our culture has on our decisions.

I will have to remember to include outside perspectives then just mine.

Ethical Decision Making Workshop helped me learn that I will make decisions based on my values. I will apply this to my life because it would help me really think about what I take into consideration when I make decisions.

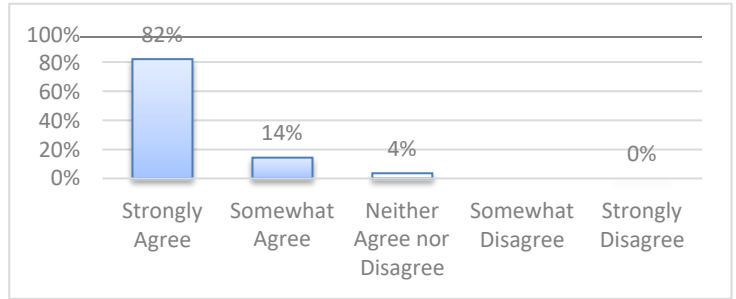
Arise Day 3 Leadership Conference 2017 Survey Results

Do you feel you have a better understanding of yourself as a result of the retreat?

| Response | Count | Percent |
|----------------------------|-------|---------|
| Strongly Agree | 23 | 82% |
| Somewhat Agree | 4 | 14% |
| Neither Agree nor Disagree | 1 | 4% |
| Somewhat Disagree | 0 | |
| Strongly Disagree | 0 | 0% |

Total **28** **100%**

Missing responses=1



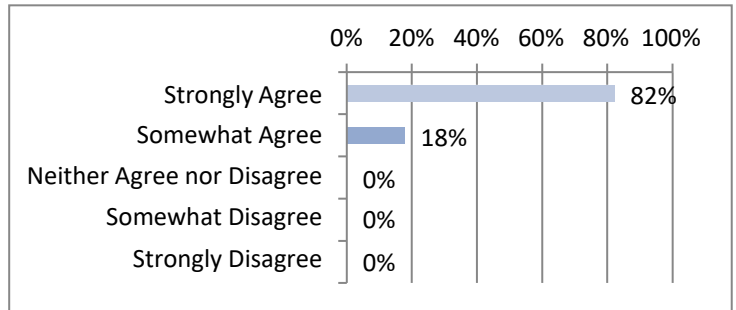
96% of the respondents selected either "Strongly Agree" or "Somewhat Agree" when asked if they feel that have a better understanding of themselves as a result of the retreat.

Do you feel you have more confidence as a result of the retreat?

| Response | Count | Percent |
|----------------------------|-------|---------|
| Strongly Agree | 23 | 82% |
| Somewhat Agree | 5 | 18% |
| Neither Agree nor Disagree | 0 | 0% |
| Somewhat Disagree | 0 | 0% |
| Strongly Disagree | 0 | 0% |

Total **28** **100%**

Missing responses=1



100% of the students were in agreement that they feel more confident as a result of the retreat.

At the start of the retreat, you set a goal to achieve by the end of today. Did you achieve that goal?

| Response | Count | Percent |
|--------------|-----------|-------------|
| Yes | 27 | 93% |
| No | 2 | 7% |
| Total | 29 | 100% |

93% of the students who attended the Arise Leadership retreat reported that they achieved the goal they set on day one to complete by day three.

Responses from students who reported not achieving their goal.

What prevented you from achieving this goal?

Getting out of my comfort zone was much more difficult than I expected. However, I did learn more about ethics and empathy, which is still a positive thing, even though I did not acquire the skill I desired.

Im not sure. It just feels like my culture was being left out in the program but i did try my best. I did make new friends but i didnt reach the goal of meeting 5 new people

Responses from students who reported achieving their goal.

What was your goal and how did you achieve it?

Get to know my group members. We talked about our life story on the field.

Getting out my comfort zone/try something new

I think my goal overall was to know that I did good as a PM and not let my bosses down or even my group. I feel that I was able to achieve this because of my experience as a participant. I believe I was able to do this because of the support and faith and also having a group I enjoyed having.

I wanted to learn to keep quiet and I did so by letting people talk while I actively listen.

Knowing about my patient

Make new friends and understand why i am who i am

My goal is to seek the light in others and to get to know people in a personal level. I also wanted to share my story with people that didn't know me so that I can let them know that they're loved because that's the type of person that I am.

My goal was to at least make one friend and to get out of my comfort zone. I made a lot of new friends not just one. Which was really great and very encouraging. And I most definitely got out of my comfort zone when I was on the soap box.

My goal was to be able to speak publicly which I accomplished and I raised my voice so I could be heard

My goal was to be able to talk comfortably with someone I either did not know or had just met. At the high ropes, i started talked to others and we talked about our feelings of high rope and other topics.

My goal was to become comfortable with talking to strangers, and get out of the comfort zone. I tried talking to every single member of the retreat and I became friends with most of them. Regarding the comfort zone I started to do the things that I would never do in simple scenarios, and whenever I felt nervous I knew I had to do it.

My goal was to become really good friends with 3 new people and become friends with 5 people I have never talked to.

My goal was to get connect with more people and create bonds with others.

My goal was to get to know all the participants on a personal level and bond with them during the retreat.

My goal was to increase my self identiy and it was achived by the workshops.

My goal was to make new friends and go out and explore (get lost) and I hoped to achieve these and try to do them together with my new friends. I was able to achieve these goals with the people I met here. I was glad to achieve this I ended up having a lot of fun and build new bonds along with great memories.

My goal was to meet new people and become a team player. That I had to get out of my comfort zone to meet new people by the group activities. In the group activities I learn to get along with others by listening and following instructions. That to be a good leader you first have to be a good follower.

My goal was to open up a little more and I achieved that by participating in group discussions and engaging in all activities we did. I got to meet new individuals and pushed myself to connect and learn alongside them.

My goal was to regain the mindset, confidence, and values that I lost. Rather than gaining what was lost originally, I gained more insight, more support, and the will to keep fighting to change the world by helping other people.

My goal was to talk more and communicate with others to speak and support each other when we get into situations

Not to be emotional and cry. Also learn everyones names.

The first day I wrote down the goals and put in my nametag..each day i tryed to break one and i did the first was make a fool out of myself the second was climb a mountain and third was get intentionally lost.

To become a better leader and I did.

To gain more leadership skills and how do I apply it to my life.

To get to know knew people and I did

to make new friends and obtain new skills on being a leader

To over come self doubt and fear. Doing the high ropes and making the decision climb to the top

Do you think participating in this conference has improved or will improve your leadership skills? Please explain.

As a peer mentor leading in the retreat, I believe that taking up this challenge has already improved my leadership skills. The reason why I was kinda scared leading this group because of the age gap. I thought that because everyone was older, it would be hard to control them. But it turned out just fine. I learned so much valuable leadership skills such as communication, perseverance, and how to work in a diverse group.

Yes. I better understand myself and the different type of leaders I will encounter and how to adapt.

I believe so because it taught me how to communicate and speak up even when the situation seems hard to address. I know this will help me in making a difference in my community and being a voice.

Yes because of my promotion opportunity to know how team leader I am but I might to turn it down because I need to learn to be patient

Improved, retreat such as this is a good way to encourage and push the members to step out of their boundaries. Although, the number of participants should be not too low and never too high. This part voluntary/ part mandatory push for a change is what makes ppl try and fail and try again until they succeed.

Definitely. I can honestly say that I look forward to having more patient towards things. I already see my growth from the first day to the last day and it's beautiful to know that a retreat for three days can affect us so heavily.

Yes it will. I was able to grow from this retreat. I was able to identify my weaknesses as a leader and as an individual. Identifying those details is the first step which leads to improvement.

Participating in this retreat has improved my leadership skill. I came to this retreat shy and afraid of public speaking. Now I'm more confident and fearless of sharing my opinion. Furthermore this retreat help me embrace and appreciate my culture.

I think this retreat has improved my leadership skills. I am now able to talk to other people freely and i believe that this will help me when i am in a position to lead others.

Yes, I got to know more about myself, and why sometimes I act the way I do. As well as, learning to listen to others. Listening to others, and being as follower are skills that make the best leader.

Yes I believe that it has improved my leadership skills. My biggest flaw in being a leader was not believing in people enough that I essentially just give up if I deem someone to be not up to the task. I believe that, I now have better trust in people being able to surpass their limitations.

Absolutely! It made me realize that we all have problems. I felt extremely good coming to a place where others can relate to my story and with that be able to support one another achieve our goals.

Yes, I do believe that this retreat has improved my leadership skills. It made me experience situations that I have not gone through before. It made me think and analyze how I should approach things. It showed me that for people to be a good leader they also need to be a good follower.

Absolutly By the information that was presented and the follow up with the diffrent activities that we had to participate in. By attending i was able to better identify with myself and others.

I believe my participation was crucial for me to attain all these leadership skills because it was really influential to who I started to become. I was able to improve my communication skills and I was able to be more supportive and patient of others in my groups.

I think that participating in this retreat that i have improved my leadership skills by understanding your strength and weakness. Also working with other that you should listen to what everyone has to say in the group and that you should always support others for encouragement.

I believe this experience will improve my leadership skills because now I am aware of the type of leader I am meaning that I know what I am capable of and I know my strengths. I also am aware of my weak points which helps me take note of that and develop in solutions to make me a better leader. For example, seeing that I am a leader who favors procedures and rules, I have to be aware that sometimes going head on or being a little outrageous with ideas can bring possibilities as well.

This leadership retreat has improved my leadership skills and will continue to do so through the rest of my life. The workshops reminded me of who I am and that I have room to continue growing as a leader. The fight against myself with self-doubt, depression, and anxiety will continue but I'll have more power over my personal demons.

Yes it has because it shows me that I can be a more better person and show what I can really do to show what I can make a change and have the descison to do it.

**Do you think participating in this conference has improved or will improve your leadership skills?
Please explain.**

Yes, this retreat helped me realize that even though i am a pm there at times where I have to step down and let other people take the spotlight.

Most defineily it has, i have learned how to better work with a different group of people who think and feel differently than me. I have learned my strengths and weaknesses from my color.

Yes because now I know how to properly contribute my strengths and understand my weaknesses as a leader.

Yes because I have gain a better understanding of what a true leader should look like.

Yes I have gain more confidence in myself and im ready to take on my new role at my job

Suprisingly, it had so many improvements on my own leadership skills even though i already saw myself as a good leader. I learned so much about myself I didn't know & I feel like everybody else did as well.

decisions in the work field

It will improve my leadership skills. I feel that because of this retreat I will be able to talk to more people and show them how not to be shy.

I was able to talk to those who I never talk to and probably never will. Gets me out of that zone.

I am more confident and comfortable discussing matters with other people

I feel motivated to talk to anyone that i meet

Helped me be more open to things and to people about communicating on different subjects

I feel more confident in speaking to other people.

Was there an unexpected experience/outcome?

Yes. Learning about ethics and decision making.

No

I realized that people are able to change for the better in such a short time. I realized that challenging yourself can be an addiction. The more challenges you complete, the more you want to challenge yourself.

I realized to understand and be a better leader

It would be how it was harder to get everyone to just listen and pay attention.

Mostly I go to Church retreat but this retreat is more different because this one will teach life lesson instead bible lesson this retreat will be more than a God's rules. so I like this retreat than a church one.

How open the other members are to new experiences

I knew I needed to work on my patience but the fact that I already proved it through my actions truly proved to me that I can do it outside of this retreat. Such as my work place when co-workers and customers can complain or irritate me. Also when i'm on campus in a classroom dealing with classmates, i'm able to remember what I learned from this retreat.

I realized that I am a leader. When I came here I had so many doubts but I overcame then and stepped up which helped me understand that I am a leader.

I gained an appreciation of my culture

I realized that i do not like to disappoint others. If other people are supporting me, and i am not able to do what they want me to do, i will feel very depressed. This is why i made sure to go through all the courses at high rope, even though i was scared.

I realized that everyone goes to their own pace, and they must be waited in order to be a successful group.

An unexpected out come was when I did the hardest high ropes(for me it was the Floating Islands) twice. I had a hard time with it because I had a hard time focusing on the wooden boards instead of the floor which you can see in between. So when I chose to

Yes, I realized that I need to work on myself. Also that I have many things I can achieve and that I can still work towards. That no leader is perfect and that passion is what leads me.

What was unexpected was how in some activities many people tried to be the leader. I have not seen something like this at the other retreat. Because this happened, I saw that people need to be a good followed in order to also be a good leader. They need to know when to step back, and also when to step up.

witnessing the emotions that was tossed throughout the different activities was eye opening and i realized that because i looked at it only from my attitude.

I was able to find out that with coming out of my comfort zone I was able to experience some pretty impactful experiences. I was also able to realize that there were new friendships that I did not expect to be able to attain since I do not always approach such situations.

An unexpected experience was the feedback i got from others during the group activities. I notice that I didn't let everyone speak when they wanted too. I would speak over them without realizing that they had good ideas to execute the goal of the activity.

I realized that people are able to change for the better in such a short time. I realized that challenging yourself can be an addiction. The more challenges you complete, the more you want to challenge yourself.

During the rope activity, I prepared myself mentally and unfortunately suffered from tunnel vision. I'm still impulsive in some aspects and I need to work on reducing my need to move in order to stay within procedures, rules, and etc.

Was there an unexpected experience/outcome?

Yeah which is basically communicating and talking about others our experience and showing our emotions and feelings that feel and having the opportunity to make that change.

I realized that I help others before myself.

I discovered how amazing many of the people i came with are and how courageous people are. I did not expect to let myself be lead and loved..the sense of peace and tranquility is amazing and unexpected

The overwhelming amount of support was great.

Yes I am scared of heights and wanted to give up on the high ropes but I didn't. It was fun

No everything was great

I didn't expect for these workshops to be so intuitive & brain building. It really made me feel like a normal human being because we're all super different in personality, but want the same over all goal in life & needs like love attention & success

True colors was a shocker! I was green independent in 2016 and somehow I'm orange with an active personality

I realized that when people are put in a position of power, it changes them in terms of giving orders or directional advice. I am aware that everyone is a leader at heart and that every person has their own style of leadership; however, I believe it's important for a leader to know that without your followers, you are not a leader. Being a leader is more than telling people what to do. Being a leader means that no matter how far off you go, you always reflect back in knowing what it was like before given power/ authority. Being a leader means acting accordingly for the betterment of your community not for the betterment of acknowledgement. Witnessing this makes me realize that in the real world, I will similarly come across individuals who will be affected by their title and it pushes me to think about what will I do? What will I say? Or should I not do nor say?



Do you have a new personal goal as a result of this conference?

To make sure the Pacific Islanders are included in the workshops maybe

My only goal from this day forth is to apply what I learned into my everyday life. I hope to put feet onto my words and start taking action in my community, my culture, my school, and my family as a leader.

My new goal is to really develop more as a person and as a leader. To achieve this goal, I plan on trying to be involved in more experiences that will help me develop my leadership skills. I will really take into consideration my actions and reflect on what I do and how I do.

Become a better leader. Ask questions, remain humble, stay confident but not cocky, challenge myself, get outside of comfort zone, be a better listener, understand the personality of the people you work with, pay attention to details and always find a way to have fun.

The other goal is to be more confident in myself. A way I will reach this goal is not to be too harsh on myself.

I think in general is how to have more of our PI community more involved and participating.

My new personal goal is to improve myself in which I would be worthy to become a peer mentor.

I have a goal to listen and build up a new generation of leaders. And teach them what I have learned here today

I will be an encouragement many and express my knowledge. Use what I've learned and condition myself or practice with my college mates knowing about my patient so now I know what to do especially this is for work so my goal is I have to improve my patient

A new personal goal would be the confidence of public speaking. I plan to achieve this goal by getting comfortable with others and not worry

Be more upfront with people and effectively communicate with them.

My new personal goal is to become less of a green person and become more of a blue person. I want to be able to hear people's stories and

I want to never stop growing. Recently, I was stuck in the mud for some time now. When I came to this trip, it brought me back to the time where I started to really mess up. I was doing so well & I let my comfort zone hold me back from progressing. From this moment on, I'll never stop & especially never go back to where I once was. I promise.

My personal goal still remains, to keep re-building and building myself as a leader to ensure the communities I'm apart of receive the support they need. The fight is ongoing on multiple fronts and they need individual and overall solutions to solidify effective results.

I hope to practice a growth mindset and to be able to apply it in my personal life. I also hope to achieve this by being more of a leader and coming out of my comfort zone.

Never back down. Take opportunities as they come and not be afraid to take risk

I plan to get more involved on clubs. I am currently vice chair of Mecha, but it's been a real problem to talk to strangers. So now, I get to talk to other clubs to make Mecha more successful. The real key is to get connections. Now I'm ready.

Try to be a leader in every situation I can. How can I be great.

My new personal goal is to get to know somebody before you completely judge them. I will then use the knowledge that I learned from this camp such as dealing with different colors. There are people that don't realize that the true colors workshop doesn't fully define them but it helps you determine what type of person you are. It definitely helped me realize that I'm a very sensitive person that forgives even when they

I plan to get more involved in campus and spread what I learned to others. I want to motivate and give back to the community. Also to keep getting educated.

Know people's names, understand people and their culture.

I plan to stay connected to the people I met in this retreat. I feel I built a new support system at Mt.SAC.

Continue to be outgoing and take risks

I plan this to really get out of my comfort zone and don't be afraid about what we are not afraid to do.

I will continue to find opportunities to step up on the dreaded podium.

Is there anything you would change about the conference?

Bring more PI into these programs

I would like to have workshops on how to be a better follower. I would like to have more short sessions of identity discussions.

Some of the workshops should also relate to our PI community.

Next time make the retreat early planned instead of last day coz my dad got mad coz he didnt know I'm leaving too so he was so mad at me.

The blindfold square rope game

There must be an easier game to explain the concept?

I would love to change one thing. I would love to bring new people to the conference. People that are all sorts of color and cultures.

I guess since the retreat was at a camp site I would of liked to have the workshops outside. But overall it was all great.

More personal time for the students

I want there to be other topics on this retreat. This retreat seemed to be mainly based on culture and ethics. While i know that ethics an culture are big on decision making, i feel that we should go over other points as well, like how would we prove to others that we are a good leader.

In overall I enjoyed it, so I wouldn't change anything.

I would change some of the activities to where there is considerable amount of extra time where a peer group can do an activity where they would learn a lesson and then transition into where they would just hang out, and bond more as a group and create strong relationships

Not really. Maybe to make it longer (heart),☺Because it was so great!

Maybe have more downtime in order to bond with participants. Workshops and activities help people bond, but having downtime allow people to bond in a different way.

encourgae others to come.

There isn't anything I would change about the conference.

No I don't think there should be any change in the conference.

No

Workshops on following different leadership strategies and how to turn our weaknesses into strengths. Working as a cohesive unit in a competitive and friendly manner with more team based challenges.

No there is nothing to change

A suggestion would be to try and find ways to limit people leaving during soapbox

More out door activities please..we are in nature lets use it! And encourage student leadership through opportunities on campus and ccommunity

May more emphasis on Asian/PI cultural identity being that is a program geared towards those.

No

More free time to mingle amongst the whole group
earlier release time so we don't wake up late cuz be honest, not all of us sleep a couple hours after the last session.

More activities would be nice

Nothing at all.

Any other comments or suggestions you would like to make?

Lets go to Irvine yay!!!

Food was lit.

It would be how WE as ARISE PMs and SAs could involve more of our PIs in our community as ARISE because ARISE also represents our PI community and that was not shown at this retreat and honestly each retreat we have they just seem to be coming less and less and it may just be the timing because the football players had an important week but there is something we need to do.

none only I need to say I love this retreat.

You guys are AWESOME!!!!!!

I just want to thank you everyone that continues to do everything to plan retreats like this because if it weren't for you guys, we wouldn't feel comfortable going to school and feeling like a leader in our community that everybody puts each other down. So thank you for making this retreat happen and may God bless you all. Please make more retreats!!!! <3 It really does make a HUGE difference in our college lives.

no additional comments

Thank you for having me. It was a real life changing experience.

This was the best retreat I've had so far.

I like the fact that this questions were online rather than in a paper! So keep doing this. THANK YOU!

No.

Thank You

I really apreciated workshops and being able to have the time to share with our groups and build closer bonds with others.

This was a blast and I wouldn't mind attending another leadership retreat!

Thank you for all your heartwork.

This retreat was an amazing experience compared to other retreats I've participated in.

Well its really been amazing and showing ourselves we can relate to make sure we can do it and know what we really matter.

Thank you :)

Grateful for the experience!

Arise did amazing and im happy I was a art of this retreat

I loved every single second of every single day of the retreat. It brought me out of the antisocial hole I was once in. I got to see all kinds of people and not only did they grew further into where they were going to be in the future. I witnessed it with my own eyes. Very inspiring. It's so dope being grouped up with people who are different than you and realizing we're not so different. life is beautiful.

Thank you and I hope to see you all in the Fall Semester. To those who are transferring; stand strong , be proud and have fun!!!