


ACADEMIC SUPPORT & ACHIEVEMENT CENTER SI PHYSICS DATA: FALL 2013 - FALL 2018 (INTERSESSIONS EXCLUDED)

SI DATA FOR TUTORED AND NON-TUTORED PHYSICS STUDENTS:



Tutored Students = 640
Non-Tutored Students = 418



Physics Courses Analyzed:
2AG, 4A, 4B, 4C, 6B

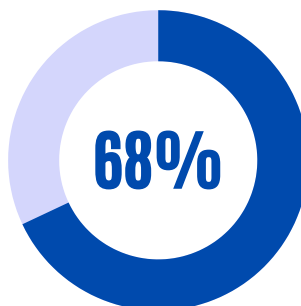


SI Sections
Analyzed: 36

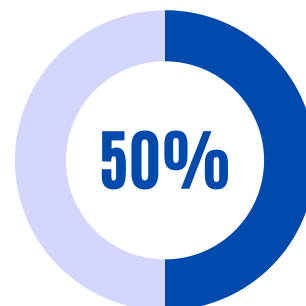
SUCCESS RATES:

- Success rate is the percentage of students who received a passing/satisfactory grade.
- 18% difference in success rates between SI tutored students versus non-tutored students.

SI Tutored
Students



Non-Tutored
Students



RETENTION RATES:

- Retention rate is the percentage of students who remained in class and received a valid grade.
- 14% difference in retention rates between SI tutored students versus non-tutored students.



SI Tutored
Students



Non-Tutored
Students

